

TRI-MOUNTAIN

2018 SPRING

**5
NEW
SPRING
STYLES**





LB076 **NEW**

Penelope

Women's Y-Neckline Knit Top

- 6.7 oz. 95% rayon/5% spandex
- Ultra soft knit jersey
- 3 button placket along Y-neckline
- 3/4 sleeves with tab closures
- Front darts and back princess seams
- Back yoke and rounded sweep

SIZES XS-4XL

DECORATION **EMB** **HT** **BHT**



PCS (P)	1-49	50-299	300-799	800+
XS-XL	\$45.00	\$42.50	\$40.00	\$37.50
2XL-4XL	add \$3.00 each size up			



Back



Sleeve detail

 **lilac bloom**[®]
by jennifer tsai


K015 NEW
Vital Hybrid

Mini-Pique Performance Henley Polo

- 5 oz. polyester mini-pique knit
- **Tri-Mountain UltraCool®** moisture-wicking
- Rib knit collar and cuffs
- Three-button placket
- Square bottom

SIZES S-4XL

DECORATION EMB HT LZR BHT



PCS (P)	1-49	50-299	300-799	800+
S-XL	\$24.00	\$22.50	\$21.00	\$19.50
2XL-4XL	add \$2.00 each size up			



Back



Collar detail



K030P **NEW**

Stalwart Pocket

Pocketed Snag-Resistant Polo

- 5 oz. polyester mini-pique knit
- **Tri-Mountain UltraCool®** moisture-wicking
- Self-fabric collar with three-button placket
- Open cuffs and square bottom with side vents

SIZES S-4XL, LT-4XLT*

*Extended sizes **E** available in marked colors

DECORATION **EMB** **HT** **LZR** **BHT**

PCS (P)	1-49	50-299	300-799	800+
S-XL	\$25.00	\$23.50	\$22.00	\$20.50
2XL-4XL LT-4XLT	add \$2.00 each size up			

E Black

E Gray

E Navy

E Royal

TRI-MOUNTAIN
ultraCool®

TRI-MOUNTAIN
easyCare

TRI-MOUNTAIN
tagless

TRI-MOUNTAIN
big&tall



Back



TRI-MOUNTAIN®
performance



COMPANIONS

K030LS **NEW**

Stalwart Long Sleeve


Men's Long Sleeve Snag-Resistant Polo

- 5 oz. polyester mini-pique knit
- **Tri-Mountain UltraCool®** moisture-wicking
- Self-fabric collar with three-button placket
- Rib knit cuffs and square bottom with side vents

SIZES S-4XL

DECORATION **EMB** **HT** **LZR** **BHT**

PCS (P)	1-49	50-299	300-799	800+
S-XL	\$28.00	\$26.50	\$25.00	\$23.50
2XL-4XL	add \$2.00 each size up			



KL030LS **NEW**

Lady Stalwart Long Sleeve


Women's Long Sleeve Snag-Resistant Polo

- 5 oz. polyester mini-pique knit
- **Tri-Mountain UltraCool®** moisture-wicking
- Self-fabric collar with three-button placket
- Rib knit cuffs and square bottom with side vents

SIZES XS-4XL

DECORATION **EMB** **HT** **LZR** **BHT**


PCS (P)	1-49	50-299	300-799	800+
XS-XL	\$28.00	\$26.50	\$25.00	\$23.50
2XL-4XL	add \$2.00 each size up			





EMB EMBROIDERY

We first launched our Worry-Free Embroidery® Service in 2008 and this classic decorating method continues to be the most popular decoration choice.



HT HEAT TRANSFER

Pre-printed art is pressed onto the garment. This process has been improved and refined over the years and is a great decoration option for performance apparel.

LZR LASER ETCHING

Using laser technology, the top layer of a garment is burned slightly, creating a precise, tonal design. A versatile option for varying logo sizes and locations.

BHT BORDERLESS HEAT TRANSFER

Borderless Heat Transfers provide all the benefits and features of the standard heat transfer, digitally printed in full color, but with a clean, borderless edge.



SIZE CHART



MEN	XS	S	M	L	XL	2XL	3XL	4XL	5XL	6XL
Chest (inches)	31-33	35-37	39-41	43-45	47-49	51-53	55-57	59-61	63-65	67-69

WOMEN	XS	S	M	L	XL	2XL	3XL	4XL
Dress Size	2-4	6-8	10-12	14-16	18-20	22-24	26-28	30-32

YOUTH	XS	S	M	L	XL
	4-5	6-8	10-12	14-16	18-20

*Tall Sizes are 2" longer in sleeve and body lengths.

HOW'S THE FIT?

Our Standard Fit (no denoted icon) is designed to be true to size.

Look for these icons indicating our special cuts:



Slim Fit

Cut closer to the body for a slimmer look.

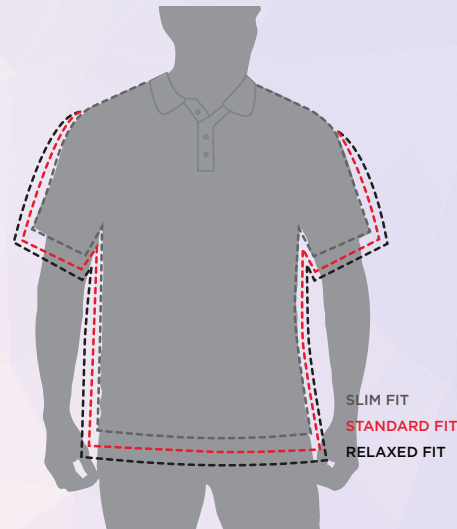
- Shorter & trimmer sleeve
- Shorter & trimmer body



Relaxed Fit

Generous cut allowing for loose comfort.

- Longer & wider sleeve
- Longer & wider body



SIZE CHART



Lilac Bloom Styles:	XS	S	M	L	XL	2XL	3XL	4XL
Dress Size	2-4	4-6	8-10	12-14	16-18	20-22	24-26	28-30
Chest (Inches)	32-34	35-37	38-40	41-43	44-46	47-49	50-53	54-57
Waist (inches)	25-27	28-30	31-33	34-36	37-39	40-42	43-46	47-50
Hip (inches)	34-36	37-39	40-42	43-45	46-48	49-51	52-55	56-59

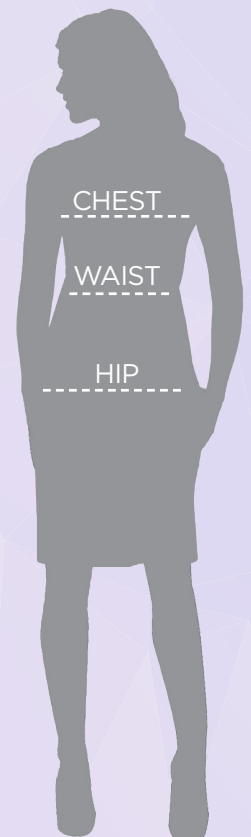
CHEST: Measure just under the arms, across the fullest part of chest, around shoulder blades holding tape firm and level.

WAIST: Measure around your natural waistline, keeping one finger between the tape and the waist.

HIP: In standing position, measure around the fullest point of hips.

Every woman's body is unique. For best results, ask your authorized Tri-Mountain dealer to help you obtain a full-size run to try on in person.


*Detailed size specs on each style are available upon request.





TRI-MOUNTAIN

2018 SPRING



TRI-MOUNTAIN®

WE FIT YOU.™