

2020 SPRING



10 NEW SPRING STYLES




EMB EMBROIDERY

Low-cost decoration with a classic look and feel and colors that pop. Numerous thread colors match virtually any logo.



HT HEAT TRANSFER

Applies pre-printed art onto the garment. Digitally printed, limitless vivid colors and details, no backing.



BHT BORDERLESS HEAT TRANSFER

Step up the look of the standard heat transfer, digitally printed in full color, but with a clean, borderless edge.



LZR LASER ETCHING

Creates a precise, tonal design. Versatile logo sizes and locations. Works best on items of medium shade.



SP SCREEN PRINT

The well known process of applying ink to fabric. Large or small imprint areas and faster lead times. Great option for full back.

NEW

LB651 Cassidy



Women's Pullover Heather Knit Hoody

- 8.8 oz. 87% polyester/9% rayon/4% spandex heather knit
- Kangaroo pocket and contrast white twill tape
- Drop tail sweep and open cuffs

SIZES XS-4XL

DECORATION	EMB	HT	BHT	SP
PCS (P)	1-49	50-299	300-799	800+
XS-XL	\$47.00	\$44.50	\$42.00	\$39.50
2XL-4XL	add \$3.00 each size up			



Companion style F671 Devin.
Page 169, Tri-Mountain '20 Catalog.
Fabric content is different than F671.

NEW

LB6002 Luna


Women's Duster

- 11 oz. 90% polyester/10% spandex knit
- Welt pockets and open cuffs
- Extended open collar

SIZES XS-4XL

DECORATION EMB SP

PCS (P)	1-49	50-299	300-799	800+
XS-XL	\$64.00	\$60.50	\$57.00	\$53.50
2XL-4XL	add \$4.00 each size up			



NEW

LB661 Lynette



Women's Crossover Wrap Cardigan

- 9 oz. 71% polyester/25% rayon/4% spandex French Terry knit
- Snap closure and corner button closures
- Welt pockets

SIZES XS-4XL

DECORATION EMB HT BHT SP

PCS (P)	1-49	50-299	300-799	800+
XS-XL	\$54.50	\$51.50	\$48.50	\$45.50
2XL-4XL	add \$4.00 each size up			



Snap enclosure



Inside button

Companion style K637 Leverage Hoody, Page 112, Tri-Mountain '20 Catalog.

 lilac bloom®
by jennifer trai

NEW

KL310 Sybil & K310 Silas

TRI-MOUNTAIN
PERFORMANCE



KL310

K310



Women's Micro Striped Performance Polo

- 5.6 oz. 100% polyester
- **Tri-Mountain UltraCool®** moisture-wicking
- Self-fabric Johnny collar and open cuffs
- Front princess seams and square bottom

SIZES XS-4XL

DECORATION	EMB	HT	BHT	SP
PCS (P)	1-49	50-299	300-799	800+
XS-XL	\$28.00	\$26.50	\$25.00	\$23.50
2XL-4XL	add \$2.00 each size up			



Men's Micro Striped Performance Polo

- 5.6 oz. 100% polyester
- **Tri-Mountain UltraCool®** moisture-wicking
- Self-fabric collar with 3-button placket
- Open cuffs and square bottom with side vents

SIZES S-4XL

DECORATION	EMB	HT	BHT	SP
PCS (P)	1-49	50-299	300-799	800+
S-XL	\$28.00	\$26.50	\$25.00	\$23.50
2XL-4XL	add \$2.00 each size up			



NEW

JL6215 Advent & J6215 Advance



Women's Bonded Soft Shell Hooded Jacket

- Stretch windproof/water-resistant 96% polyester/4% spandex shell
- Bonded anti-pilling micro fleece lining with breathable membrane
- Four zippered chest and front pockets with brushed tricot lining
- Rib cuffs and sweep
- Drawstring along lined hood

SIZES XS-4XL

DECORATION	EMB	HT	BHT	SP
PCS (P)	1-49	50-299	300-799	800+
XS-XL	\$71.50	\$67.50	\$63.50	\$59.50
2XL-4XL	add \$4.00 each size up			



Men's Bonded Soft Shell Hooded Jacket

- Stretch windproof/water-resistant 96% polyester/4% spandex shell
- Bonded anti-pilling micro fleece lining with breathable membrane
- Four zippered chest and front pockets with brushed tricot lining
- Rib cuffs and sweep
- Drawstring along lined hood

SIZES S-4XL

DECORATION	EMB	HT	BHT	SP
PCS (P)	1-49	50-299	300-799	800+
S-XL	\$71.50	\$67.50	\$63.50	\$59.50
2XL-4XL	add \$4.00 each size up			



NEW

* AVAILABLE LATE MARCH 2020

J1990 Spokane & JL1990 Seneca

TRI-MOUNTAIN
PERFORMANCE



J1990

JL1990

Packable with carrying strap



Men's Lined Waterproof Packable Jacket

- Nylon shell has a 10,000MM waterproof & 5000G/M2 breathability rating
- Polyester mesh body lining and polyester lined sleeves
- Seam-sealed in critical areas
- Concealed hood in collar
- Reflective trim along zipper placket
- Packs into front left pocket, with carrying strap
- Two zippered pockets
- Elastic cuffs and drawcord sweep
- **EmbAccess™ System** for clean embroidery

SIZES S-4XL

DECORATION

SP

PCS (P)	1-49	50-299	300-799	800+
S-XL	\$51.00	\$48.50	\$46.00	\$43.50
2XL-4XL	add \$3.00 each size up			



Women's Lined Waterproof Packable Jacket

- Nylon shell has a 10,000MM waterproof & 5000G/M2 breathability rating
- Polyester mesh body lining and polyester lined sleeves
- Seam-sealed in critical areas
- Concealed hood in collar
- Reflective trim along zipper placket
- Packs into front left pocket, with carrying strap
- Two zippered pockets
- Elastic cuffs and drawcord sweep
- **EmbAccess™ System** for clean embroidery

SIZES XS-4XL

DECORATION

SP

PCS (P)	1-49	50-299	300-799	800+
XS-XL	\$51.00	\$48.50	\$46.00	\$43.50
2XL-4XL	add \$3.00 each size up			



NEW

F7831 Tract Hoody



Lime Green/
Black



OSHA Orange/
Black*

* AVAILABLE
MID APRIL 2020



Shown with Screen Print



Back

Class 3 Full-Zip Safety Hoody

- 8.5 oz. 100% polyester knit
- 2" 3M™ Scotchlite™ reflective tape
- Kangaroo pocket
- Lined hood with drawstring
- Rib cuffs and sweep
- Smooth finished shell and brushed interior for warmth

SIZES S-4XL

DECORATION

EMB HT BHT SP

PCS (P)	1-49	50-299	300-799	800+
S-XL	\$64.00	\$60.50	\$57.00	\$53.50
2XL-4XL	add \$4.00 each size up			



3M™ is a registered trademark of 3M Company.

SIZE CHART

MEN	XS	S	M	L	XL	2XL	3XL	4XL	5XL	6XL
Chest (inches)	31-33	35-37	39-41	43-45	47-49	51-53	55-57	59-61	63-65	67-69

WOMEN	XS	S	M	L	XL	2XL	3XL	4XL
Dress Size	2-4	6-8	10-12	14-16	18-20	22-24	26-28	30-32

YOUTH	XS	S	M	L	XL
	4-5	6-8	10-12	14-16	18-20

*Tall Sizes are 2" longer in sleeve and body lengths.

HOW'S THE FIT?

Our Standard Fit (no denoted icon) is designed to be true to size.

Look for these icons indicating our special cuts:



Slim Fit

Cut closer to the body for a slimmer look.

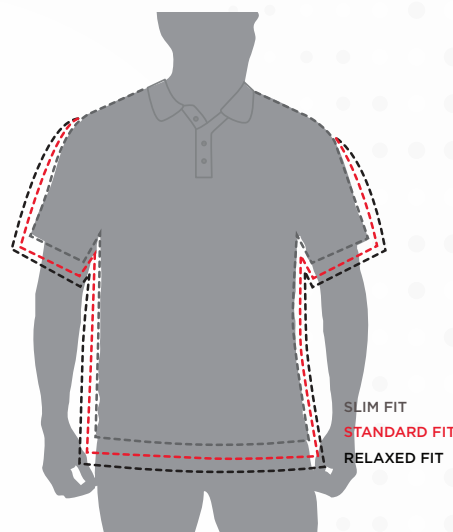
- Shorter & trimmer sleeve
- Shorter & trimmer body



Relaxed Fit

Generous cut allowing for loose comfort.

- Longer & wider sleeve
- Longer & wider body



SLIM FIT
STANDARD FIT
RELAXED FIT

SIZE CHART



Lilac Bloom Styles:	XS	S	M	L	XL	2XL	3XL	4XL
Dress Size	2-4	4-6	8-10	12-14	16-18	20-22	24-26	28-30
Chest (Inches)	32-34	35-37	38-40	41-43	44-46	47-49	50-53	54-57
Waist (inches)	25-27	28-30	31-33	34-36	37-39	40-42	43-46	47-50
Hip (inches)	34-36	37-39	40-42	43-45	46-48	49-51	52-55	56-59

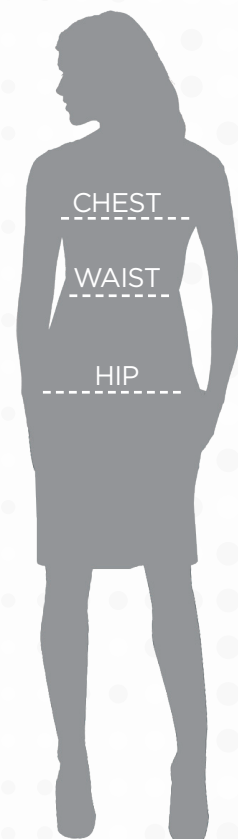
CHEST: Measure just under the arms, across the fullest part of chest, around shoulder blades holding tape firm and level.

WAIST: Measure around your natural waistline, keeping one finger between the tape and the waist.

HIP: In standing position, measure around the fullest point of hips.

Every woman's body is unique. For best results, ask your authorized Tri-Mountain dealer to help you obtain a full-size run to try on in person.

*Detailed size specs on each style are available upon request.



2020 SPRING



Light Gray

LB648 Mila



Formula One

K505 Men's Luxe Polo

* AVAILABLE LATE APRIL 2020



Holiday

Formula One

KL505 Women's Luxe Polo

* AVAILABLE LATE APRIL 2020