



BERNE®

2023 Product Catalog



MADE RIGHT SINCE 1915

Berne Apparel has been in business for over 100 years, and since day one we have been committed to providing hard-working Americans with workwear that is made right, made to work, and made affordable.

Berne offers an extensive assortment of workwear for men, women and youth. Our products are known in the industry for their rugged quality and exceptional value. Our insulated items feature warmth options for every cold-weather situation, from arctic insulation to lightweight flannel lining. Our basics lines are year-round workwear staples – tough enough for grueling jobs and comfortable enough for all-day wear.

Let's get to work.®



CONTENTS

4-7 New Items

08 Outerwear

08 Men's

- 10 Bib Overalls
- 15 Coveralls
- 16 Jackets
- 23 Coats
- 26 Vests
- 28 Shirt Jackets
- 30 Fleece
- 34 Coastline™
- 36 Icecap™

38 Women's

- 40 Bib Overalls
- 40 Jackets
- 44 Coats
- 46 Vests
- 48 Fleece
- 50 Coastline™
- 51 Icecap™

52 Youth

- 54 Bib Overalls
- 55 Coveralls
- 56 Jackets
- 58 Fleece
- 59 Coastline™
- 59 Toddler
- 61 Infant

64 Accessories

76 Basics

76 Men's

- 78 T-shirts
- 86 Shirts
- 88 Pants
- 90 Jeans
- 96 Shorts
- 99 Unlined Bib Overalls
- 103 Unlined Coveralls

108 Women's

- 110 T-shirts
- 113 Pants
- 114 Unlined Bib Overalls
- 116 Unlined Coveralls

118 Youth

- 118 T-Shirts
- 121 Pants & Unlined Overalls

122 Safety

134 Flame Resistant

142 Concealed Carry

148 Camouflage

NEW PRODUCTS

Women's Softstone Micro-Duck Hooded Coat | Brown





Heritage Traditional Insulated
Bib Overall

B218

Page 4



1915 Logo T-Shirt

BSM300

Page 74



Outdoor Logo T-Shirt

BSM301

Page 75



Big Bear Mountains T-Shirt

BSM302

Page 75



Big Bear Trees T-Shirt

BSM303

Page 76



Big Bear Barn T-Shirt

BSM304

Page 76



Heartland Fleece-Lined
Denim Jean

P7214

Page 86



Heartland Double-Front
Carpenter Jean

P964

Page 81



Women's Softstone
Micro-Duck Hooded Coat

WHJ45

Page 35



Women's Softstone Washed Duck
Utility Coat
WCH68
Page 36



Women's Signature Sleeve
Hooded Pullover
WSP401
Page 39



Women's Softstone Fleece-Lined
Bib Overall
WB522
Page 105



Women's Vintage Washed Flex
Hickory Stripe Bib Overall
WB924
Page 106



Women's Vintage Washed Flex
Denim Bib Overall
WB925
Page 107



Women's Highland Flex
Cotton Unlined Coverall
WC262
Page 107



Youth Softstone Micro-Duck
Hooded Coat
BHJ63
Page 49



Youth Signature Sleeve
Hooded Pullover
BSP401
Page 49



Youth Performance Short Sleeve
Pocket Tee
BSY38
Page 109



Youth Honey Bear
 Pocket Tee
BSY13
 Page 110



Youth Ham-Bear-Grrr
 Logo T-Shirt
BSY300
 Page 110



Youth Outdoor Logo T-Shirt
BSY301
 Page 111



Youth Big Bear Barn T-Shirt
BSY304
 Page 111



Youth Duck Carpenter Pant
BYP83
 Page 112



Youth Heritage Knit
 Cuff Beanie
HY150
 Page 65

OUTERWEAR

MEN'S

**WORKWEAR MADE TOUGH
FOR EVERY SEASON AND
ANY WEATHER.**

- 10 Bib Overalls
- 15 Coveralls
- 16 Jackets
- 23 Coats
- 26 Vests
- 28 Shirt Jackets
- 30 Fleece
- 34 Coastline™
- 36 Icecap™

Heartland Washed Duck Flannel-Lined Jacket | Driftwood
Logo Trucker Cap | Graphite
Hex Grip Performance Glove | Black





Heritage Insulated Duck
Bib Overall

B415

Shell: 10 oz. 100% cotton duck
Lining: Medium-weight insulation
quilted to polyester taffeta

- Water-repellent finish and insulated high back keep you warm and dry
- Double inside chest pockets, two swing pockets, two reinforced back pockets - left with brass zipper - side utility pockets and hammer loop all provide sturdy storage
- Triple-needle stitched main seams, reinforced knees and heavy-duty nylon leg hem stand up to the toughest jobs



Length:	Size:
Short	S, M, L, XL, 2XL, 3XL*, 4XL*, 5XL**, 6XL**
Regular	S, M, L, XL, 2XL, 3XL*, 4XL*, 5XL**, 6XL**
Tall	M, L, XL, 2XL, 3XL*, 4XL*, 5XL**, 6XL**

* 1x upcharge ** 2x upcharge
Imported

Model:
6'1" | 32"x 30" | L

Heartland Insulated Washed Duck Bib Overall

B377

Shell: 12 oz. 100% cotton sanded duck

Lining: Heavyweight insulation quilted to 100% polyester taffeta

Bark
(BB)

Black
(BK)

Brown
(BD)

Olive
(OD)

- Insulated high back and outside storm flap for added warmth
- Triple-needle stitched main seams, reinforced knees and heavy-duty nylon leg hem stand up to the toughest jobs
- Two inside chest pockets, two chest pockets with pencil slot and hidden zipper pocket, two deep front pockets, side utility pockets, hammer loop and two reinforced back pockets, left with brass zipper for maximum storage

Length:	Size:
Short	S, M, L, XL, 2XL, 3XL*, 4XL*, 5XL**, 6XL**
Regular	S, M, L, XL, 2XL, 3XL*, 4XL*, 5XL**, 6XL**
Tall	M, L, XL, 2XL, 3XL*, 4XL*, 5XL**, 6XL**

*1x upcharge **2x upcharge
Imported

Model:
6'1" | 32"x34" | L



Heritage Twill Insulated Bib Overall

B414

Shell: 7.5 oz. 65% polyester 35% cotton perm-press twill

Lining: Medium-weight insulation quilted to polyester taffeta

Navy
(NV)

- Insulated high back and outside storm flap for added warmth
- Heavy-duty brass two-way front zipper, knee-length brass zipper and triple-needle stitched main seams hold up to wear and tear
- Double inside chest pockets, two swing pockets, two reinforced back pockets -- left with brass zipper -- side utility pockets and hammer loop all provide sturdy storage

Length:	Size:
Short	S, M, L, XL, 2XL, 3XL*, 4XL*, 5XL**, 6XL**
Regular	S, M, L, XL, 2XL, 3XL*, 4XL*, 5XL**, 6XL**
Tall	M, L, XL, 2XL, 3XL*, 4XL*, 5XL**, 6XL**

*1x upcharge **2x upcharge
Imported

Model:
6'0" | 32"x32" | M





Heartland Insulated Washed Duck Bib Overall

B213

Shell: 12 oz. 100% cotton sanded duck

Lining: Medium-weight insulation quilted to 100% polyester taffeta

**Bark
(BB)**

**Black
(BK)**

- Outside storm flap and adjustable leg snaps keep the cold at bay
- Adjustable elasticized bib straps for a custom fit
- Knee-length heavy-duty brass zipper and brass rivets at back stress points hold up to tough tasks
- Zippered chest pocket, patch pocket with snap closure, side utility pockets and two reinforced back pockets with hook/loop closure provide ample storage

Length:	Size:
Short	S, M, L, XL, 2XL, 3XL*, 4XL*, 5XL**, 6XL**
Regular	S, M, L, XL, 2XL, 3XL*, 4XL*, 5XL**, 6XL**
Tall	M, L, XL, 2XL, 3XL*, 4XL*, 5XL**, 6XL**

* 1x upcharge ** 2x upcharge
Imported

Model:
6'1" | 32"x 30" | L

VINTAGE



Vintage Washed Insulated Duck Bib Overall

B916

Shell: 12 oz. 100% cotton sanded duck

Lining: Medium-weight insulation quilted to polyester taffeta

**Black
(BK) - New**

**Brown
(BD)**

- Reinforced knees and triple-needle stitched main seams hold up to hard work
- Heavy-duty brass buckles, brass fly zipper and knee-length heavy-duty brass leg zipper covered by storm flap stand up to demanding jobs
- Zippered multi-tool bib pocket, side utility pockets, hammer loop and reinforced back pockets keep tools handy

Length:	Size:
Short	M, L, XL, 2XL, 3XL*, 4XL*
Regular	S, M, L, XL, 2XL, 3XL*, 4XL*
Tall	L, XL, 2XL, 3XL*, 4XL*

* 1x upcharge
Imported

Model:
6'0" | 32"x32" | L

Heritage Traditional Insulated Bib Overall

B218

Shell: 10 oz. 100% Cotton duck

Lining (below waist): Medium-weight insulation quilted to polyester taffeta

Brown
(BD)

Black
(BK)

- Heavy-duty brass buckles, brass fly zipper and thigh-length heavy-duty leg zippers covered by storm flap stand up to demanding jobs
- Zippered multi-tool bib pocket, side utility pockets, hammer loop and reinforced back pockets keep tools handy
- Reinforced knees and triple-needle stitched main seams hold up to hard work

Length:	Size:
Short	S, M, L, XL, 2XL, 3XL*, 4XL*, 5XL**, 6XL**
Regular	S, M, L, XL, 2XL, 3XL*, 4XL*, 5XL**, 6XL**
Tall	M, L, XL, 2XL, 3XL*, 4XL*, 5XL**, 6XL**

*1x upcharge **2x upcharge
Imported

Model:
6'0" | 34"x32" | L

NEW!



Highland Washed Duck Insulated Outer Pant

P966

Shell: 10 oz. 100% cotton sanded duck

Lining: Medium-weight insulation quilted to polyester taffeta

Bark
(BB)

Black
(BK)

- Generous sizing, knee-length zippers and adjustable leg snaps easily slip over pants for an added layer of warmth
- Brass fly zipper, reinforced knees and riveted stress points and heavy-duty nylon leg hem stay tough against work
- Side utility pockets, hammer loop and fortified back pockets easily store tools
- *These pants are designed and sized to fit over existing pants. If you are not wearing these over pants, please order 3-4 waist sizes down.

Inseam:	Waist:
29	36, 38, 40
30	30, 32, 34, 36, 38, 40, 42, 44*, 46*
32	30, 32, 34, 36, 38, 40, 42, 44*, 46*
34	30, 32, 34, 36, 38, 40, 42
36	34, 36, 38

*1x upcharge
Imported

Model:
6'0" | 32"x32" | M





Heritage Duck Insulated Coverall 1417

Shell: Heavy-duty 10 oz. 100% cotton duck

Lining: Medium-weight insulation quilted to 100% polyester taffeta

Black
(BK)

Brown
(BD)

- Pleated bi-swing action back, pleated elbows and four-needle stitched waistband with elastic inserts move with you
- Snap closure at neck opening, corduroy collar with snaps for optional hood, plus hemmed sleeves with hidden knit storm cuffs stay warm through the work day
- Two-way brass front zipper, full-length brass leg zipper, and adjustable leg snaps for easy on and off
- Two zippered chest pockets, three inside pockets, right with zip closure, side utility pockets and hammer loop keep essentials close at hand

Length:	Size:
Short	S, M, L, XL, 2XL, 3XL*, 4XL*, 5XL**, 6XL**
Regular	S, M, L, XL, 2XL, 3XL*, 4XL*, 5XL**, 6XL**
Tall	M, L, XL, 2XL, 3XL*, 4XL*, 5XL**, 6XL**

*1x upcharge **2x upcharge
Small tall only available in BD
Imported

Model:

6'1" | 32"x30" | L



Heritage Twill Insulated Coverall 1414

Shell: 7.5 oz. 65% polyester 35% perm-press cotton twill

Lining: Medium-weight insulation quilted to polyester taffeta

Navy
(NV)

- Action back, pleated elbows and four-needle stitched waistband with elastic inserts move with you
- Snap closure at neck opening, corduroy collar with snaps for optional hood, plus hemmed sleeves with hidden knit storm cuffs stay warm through the work day
- Two-way brass front zipper, full-length brass leg zipper, and adjustable leg snaps for easy on and off
- Three inside pockets, right with zip closure, two zippered chest pockets, side utility pockets and hammer loop keep essentials close at hand

Length:	Size:
Short	S, M, L, XL, 2XL, 3XL*, 4XL*, 5XL**, 6XL**
Regular	S, M, L, XL, 2XL, 3XL*, 4XL*, 5XL**, 6XL**
Tall	M, L, XL, 2XL, 3XL*, 4XL*, 5XL**, 6XL**

*1x upcharge **2x upcharge
Imported

Model:

6'2" | 33"x32" | L





Heritage Duck Hooded Active Jacket

HJ51

Shell: 10 oz. 100% cotton duck

Body Lining: Heavyweight insulation quilted to polyester brushed tricot

Sleeve Lining: Medium-weight insulation quilted to polyester taffeta

- Water-repellent finish, three-piece insulated hood with drawstring, plus knit storm cuffs and waistband, keep you dry and warm
- Pleated elbows and action back extend range of motion
- Three inside pockets, left with zipper closure, and two front patch pockets easily store essentials



Length:	Size:
Regular	XS, S, M, L, XL, 2XL, 3XL*, 4XL*, 5XL**, 6XL**
Tall	M, L, XL, 2XL, 3XL*, 4XL*, 5XL**, 6XL**

XS available only in BD, BK, ND

*1x upcharge ** 2x upcharge
Imported

Model:
6'1" | 32"x34" | L



Heartland Washed Duck Hooded Jacket

HJ375

Shell: 12 oz. 100% cotton sanded duck

Body Lining: Heavyweight insulation quilted to polyester brushed tricot

Sleeve Lining: Medium-weight insulation quilted to polyester taffeta

- Three-piece insulated hood with drawstring, plus knit storm cuffs and waistband, trap the heat
- Pleated elbows and action back extend range of motion
- Three inside pockets, left with zipper closure, and two front patch pockets easily store essentials

Bark
(BB)

Black
(BK)

Brown
(BD)

Cedar Green
(CDG)

Dark Khaki
(DKH) - *New*

Moss
(MGN)

Navy
(ND)

Olive
(OD)

Slate
(SLA)

Length:	Size:
Regular	XS, S, M, L, XL, 2XL, 3XL*, 4XL*, 5XL**, 6XL**
Tall	M, L, XL, 2XL, 3XL*, 4XL*, 5XL**, 6XL**

XS only available in BB

* 1x upcharge ** 2x upcharge
Imported

Model:
6'0" | 32"x32" | M



Heartland Washed Duck Hooded Work Coat

HJ626

Shell: 12 oz. 100% cotton sanded duck

Body Lining: Heavyweight sherpa

Sleeve Lining: Medium-weight insulation quilted to polyester taffeta

**Bark
(BB)**

**Black
(BK) - New**

**Grey Stone
(GSN)**

**Moss
(MGN)**

**Realtree Edge®
(EDG)**

- Three-piece lined hood with drawstring, hidden knit storm cuffs and extended back for extra warmth
- Pleated elbows and action back, plus snap-close side vents, provide added mobility
- Heavy-duty brass front zipper, three inside chest pockets, left with zipper closure and two angled front welt pockets conveniently store items

Length: **Size:**

Regular S, M, L, XL, 2XL, 3XL*, 4XL*

Tall L, XL, 2XL, 3XL*

* 1x upcharge
Imported

Model:
6'1" | 32"x34" | L



Highland Duck Hooded Active Jacket

HJ61

Shell: 10 oz. 100% cotton sanded duck

Body Lining: Heavyweight insulation quilted to polyester taffeta

Sleeve Lining: Medium-weight insulation quilted to polyester taffeta

**Bark
(BB) - New**

**Black
(BK)**

**Moss
(MGN) - New**

**Titanium
(TNM)**

- Water-repellent finish, plus three-piece insulated rain-blocker hood, keep the elements at bay
- Pleated elbows and action back extend range of motion
- Heavy-duty brass front zipper and triple-needle stitched main seams keep up with the day's demands

Length: **Size:**

Regular S, M, L, XL, 2XL, 3XL*, 4XL*, 5XL**, 6XL**

Tall M, L, XL, 2XL, 3XL*, 4XL*, 5XL**, 6XL**

* 1x upcharge ** 2x upcharge
Imported

Model:
6'0" | 32"x30" | L

Highland Flex180® Washed Duck Hooded Jacket

HJ317

Shell: 12 oz. 100% cotton sanded duck

Body Lining: Arctic-weight polyester stretch sherpa

Sleeve Lining: Medium-weight insulation quilted to polyester taffeta

Bark
(BB)

Black
(BK)

Brown
(BD)


Slate
(SLA)

- Flex180® provides flexible, vented underarm gussets, flexible elbow inserts and an extreme-stretch action back for optimal mobility
- Heavy-duty brass front zipper, three-piece lined hood with drawstring and hidden knit storm cuffs block the cold
- Three inside pockets, zippered right chest pocket and two front pockets provide convenient storage

Length:	Size:
Regular	M, L, XL, 2XL, 3XL*, 4XL*
Tall	L, XL, 2XL

* 1x upcharge
Imported

Model:
6'1" | 32"x34" | L



Vintage Washed Sherpa-Lined Hooded Jacket

HJ57

Shell: 12 oz. 100% cotton sanded duck

Body Lining: Heavyweight polyester sherpa

Sleeve Lining: Medium-weight insulation quilted to polyester taffeta

Bark
(BB)

Black
(BK)- New

Brown
(BD)

Driftwood
(DW)

Moss
(MGN)- New

- Three inside pockets, two snap-close chest pockets and two front on-seam pockets provide ample storage
- Reinforced hidden nylon cuffs provide added durability
- Three piece hood with drawstring, heavy duty brass front zipper covered by snap-close storm flap and extended back trap the heat

Length:	Size:
Regular	S, M, L, XL, 2XL, 3XL*, 4XL*, 5XL**, 6XL**
Tall	M, L, XL, 2XL, 3XL*, 4XL*, 5XL**, 6XL**

* 1x upcharge ** 2x upcharge
Imported

Model:
6'2" | 33"x32" | L

VINTAGE





Heritage Duck Hooded Jacket HJ65

Shell: 10 oz. 100% cotton duck

Body Lining: Heavyweight insulation quilted to polyester taffeta

Sleeve Lining: Medium-weight insulation quilted to polyester taffeta

Black
(BK)

Brown
(BD)

Dark Brown
(DBN) - New

Forest Camo
(QFC) - New

- Water-repellent finish, three-piece insulated hood with elastic drawcord and toggles plus hidden knit storm cuffs keep the elements at bay
- Pleated elbows and action back extend range of motion
- Three inside pockets, left with zipper closure, and two front patch pockets easily store essentials

Length:	Size:
Regular	S, M, L, XL, 2XL, 3XL*, 4XL*, 5XL**, 6XL**
Tall	M, L, XL, 2XL, 3XL*, 4XL*, 5XL**, 6XL**

* 1x upcharge ** 2x upcharge
Imported

Model:
5'11" | 30"x32" | M

Highland Washed Gasoline Jacket J374

Shell: 12 oz. 100% cotton sanded duck

Lining: Heavyweight 100% polyester fleece

Black
(BK)

Midnight
(MD)

- Pleated elbows and bi-swing action back increase range of motion
- Edge stitched corduroy collar with snaps for optional hood (HD101) adjusts to changing weather
- Adjustable snap cuffs and side tabs provide custom fit
- Three inside chest pockets and two angled welt pockets easily store essentials
- One-piece back for easy embroidery

Length:	Size:
Regular	S, M, L, XL, 2XL, 3XL*, 4XL*, 5XL**, 6XL**
Tall	L, XL, 2XL, 3XL*, 4XL*, 5XL**, 6XL**

* 1x upcharge ** 2x upcharge
Imported

Model:
5'6" | 32"x34" | L

Vintage Washed Sherpa-Lined Jacket

J58

Shell: 12 oz. 100% cotton sanded duck

Body Lining: Heavyweight polyester sherpa

Sleeve Lining: Medium-weight insulation quilted to polyester taffeta

**Brown
(BD)**

**Black
(BK) - New**

**Driftwood
(DW)**

**Grey Stone
(GSN) - New**

**Moss
(MGN) - New**

- Corduroy collar, heavy-duty brass front zipper with snap closure storm flap, reinforced nylon cuffs and extended back trap the heat
- Three inside pockets, two snap-close chest pockets and two front on-seam pockets provide ample storage

Length:	Size:
Regular	S, M, L, XL, 2XL, 3XL*, 4XL*, 5XL**, 6XL**
Tall	M, L, XL, 2XL, 3XL*, 4XL*, 5XL**, 6XL**

* 1x upcharge ** 2x upcharge
Imported

Model:
6'2" | 33"x32" | L

VINTAGE



Highland Softshell Jacket

JS201

Shell: 9.7 oz. 100% polyester twill bonded to 100% cotton flannel

**Black
(BK)**

**Magnet
(MAG)**

- Durable nylon front zipper
- Adjustable cuffs, elastic drawcord with toggles and extended back trap the heat
- Water-repellent, wind resistant and breathable fabric keep you warm and dry

Length:	Size:
Regular	S, M, L, XL, 2XL, 3XL*, 4XL*, 5XL**, 6XL**
Tall	M, L, XL, 2XL, 3XL*, 4XL*, 5XL**, 6XL**

* 1x upcharge ** 2x upcharge
Imported

Model:
6'1" | 32"x30" | L



OUTERWEAR - MEN'S

ACCESSORIES

BASICS

SAFETY

FLAME RESISTANT

CONCEALED CARRY

CAMOUFLAGE



Heartland Washed Duck Flannel-Lined Jacket

JL17

Shell: 10 oz. 100% cotton sanded duck

Body Lining: Medium-weight insulation quilted to yarn-dyed cotton flannel

Sleeve Lining: Medium-weight insulation quilted to polyester taffeta

**Black
(BK)**

**Dark Brown
(DBN) - New**

**Driftwood
(DW)**

**Navy
(ND) - New**

- Hidden knit storm cuffs and extended back prevent heat from escaping
- Pleated elbows and action back, plus snap-close side vents, provide added mobility
- Three inside pockets and front snap-close welt pockets add convenient storage

Length:	Size:
Regular	M, L, XL, 2XL, 3XL*, 4XL*
Tall	L, XL, 2XL

* 1x upcharge
Imported

Model:
6'1" | 32"x34" | L



Vintage Washed Flannel-Lined Jacket

J386

Shell: 10 oz. 100% cotton sanded duck

Lining: Heavyweight cotton flannel

**Black
(BK) - New**

**Brown
(BD)**

**Grey Stone
(GSN) - New**

**Moss
(MGN) - New**

- Adjustable cuffs and side tabs with button closure for a custom fit
- Button-front placket for that classic look
- Three inside pockets, two front welt pockets and left chest pocket with button closure provide ample storage
- Reinforced bartacks at stress points and triple stitched main seams

Length:	Size:
Regular	M, L, XL, 2XL, 3XL*, 4XL*
Tall	L, XL, 2XL, 3XL*, 4XL*, 5XL**, 6XL**

* 1x upcharge ** 2x upcharge
Imported

Model:
6'1" | 32"x34" | L

Heritage Twill-Lined Work Jacket

J356

Shell: 10 oz. 100% cotton duck

Body Lining: 65% polyester 35% cotton twill

Sleeve Lining: Polyester taffeta

Navy
(ND)


- Pleated elbows and action back extend range of motion
- Adjustable snap cuffs provide a custom fit
- Rib-knit waistband and pocket opening trap the heat
- Heavy-duty brass front zipper and triple-needle main seams hold up to tough tasks
- Three inside pockets and two front patch pockets provide convenient storage

Length:	Size:
Regular	M, L, XL, 2XL, 3XL*, 4XL*
Tall	L, XL, 2XL, 3XL*, 4XL*, 5XL**, 6XL**

* 1x upcharge ** 2x upcharge
Imported

Model:
6'1" | 32"x34" | L

NEW!



Heartland Washed Duck Zip-Off Hooded Coat

JC613

Shell: 12 oz. 100% cotton sanded duck

Body Lining: Heavyweight fleece

Sleeve Lining: Medium-weight insulation quilted to polyester taffeta

Bark
(BB)

Black
(BK)

Dark Khaki
(DKH) - New

Olive
(OD)

- Lined zip-off hood with drawstring, hidden knit storm cuffs and extended back prevent heat from escaping
- Side adjustment tabs offer a custom fit
- Heavy-duty brass front zipper and reinforced elbows hold up to tough tasks
- Three inside pockets, left with zipper closure, four snap-close pockets, and four additional front pockets provide ample storage

Length:	Size:
Regular	M, L, XL, 2XL, 3XL*, 4XL*
Tall	L, XL, 2XL

* 1x upcharge
Imported

Model:
6'0" | 32"x30" | L



OUTERWEAR - MEN'S

ACCESSORIES

BASICS

SAFETY

FLAME RESISTANT

CONCEALED CARRY

CAMOUFLAGE



Heritage Duck Chore Coat CH416

Shell: 10 oz. 100% cotton duck

Shell (Navy): 7.5 oz. 65% cotton

35% polyester twill

Lining: Heavyweight insulation quilted to polyester taffeta

Black
(BK)

Brown
(BD)

Dark Brown
(DBN) - *New*

Navy
(NV)

- Water-repellent finish, plus hidden knit storm cuffs keep you dry and warm
- Pleated elbows and action back extend range of motion
- Three inside chest pockets, left with zipper closure, two chest pockets with hook/loop closure and two deep front pockets provide secure storage
- *Optional snap-on hood sold separately (HD100)*

Length:	Size:
Regular	XS, S, M, L, XL, 2XL, 3XL*, 4XL*, 5XL**, 6XL**
Tall	M, L, XL, 2XL, 3XL*, 4XL*, 5XL**, 6XL**

XS available only in BD, BK
*1x upcharge **2x upcharge
Imported

Model:
5'11" | 30"x32" | M

Heartland Washed Chore Coat CH377

Shell: 12 oz. 100% cotton sanded duck

Lining: Arctic-weight insulation quilted to polyester taffeta

Bark
(BB)

Black
(BK)

Dark Khaki
(DKH) - *New*

Moss
(MGN) - *New*

- Washed duck fabric, plus hidden knit storm cuffs and drawstring waist with toggles provide a warm, comfortable fit
- Pleated elbows and action back plus snap-close side vents provide added mobility
- Three inside pockets, two chest pockets with hook/loop closures and two deep, lined front pockets allow plenty of room for storage
- *Optional snap-on hood sold separately (HD101)*

Length:	Size:
Regular	S, M, L, XL, 2XL, 3XL*, 4XL*, 5XL**, 6XL**
Tall	M, L, XL, 2XL, 3XL*, 4XL*, 5XL**, 6XL**

*1x upcharge **2x upcharge
Imported

Model:
6'0" | 32"x32" | M

Heritage Twill Chore Coat CH414

Shell: 7.5 oz. 65% polyester 35% cotton
perm-press twill

Lining: Heavyweight insulation quilted to
polyester taffeta

Navy
(NV)

- Hidden knit storm cuffs and corduroy collar trap the heat
- Pleated elbows and action back extend range of motion
- Three inside chest pockets and two chest pockets with hook/loop closure provide secure storage
- Heavy-duty brass front zipper with storm flap, reinforced bartacks at stress points and triple needle stitched main seams
- *Optional snap-on hood sold separately (HD414)*

Length:	Size:
Regular	XS, S, M, L, XL, 2XL, 3XL*, 4XL*, 5XL**, 6XL**
Tall	M, L, XL, 2XL, 3XL*, 4XL*, 5XL**, 6XL**

* 1x upcharge ** 2x upcharge
Imported

Model:
6'0" | 32"x30" | L



OUTERWEAR – MEN'S

ACCESSORIES

BASICS

SAFETY

FLAME RESISTANT

CONCEALED CARRY

CAMOUFLAGE



Heartland Sherpa-Lined Washed Duck Vest

V818

Shell: 12 oz. 100% cotton sanded duck

Lining: Heavyweight sherpa

Bark
(BB)

Black
(BK)

Brown
(BD)

Cedar Green
(CDG)

Navy
(ND) - *New*

Forest Camo
(QFC) - *New*

Slate
(SLA)

- Sherpa-lined front pockets, zip-through collar and extended back trap the heat

- Brass front zipper, triple-needle stitched main seams and reinforced bartacks at all stress points hold up to tough tasks

- Three inside chest pockets — right with zipper closure — zippered left chest pocket and two front pockets safely store essentials

Length:	Size:
Regular	S, M, L, XL, 2XL, 3XL*, 4XL*, 5XL**, 6XL**
Tall	L, XL, 2XL

* 1x upcharge ** 2x upcharge
Imported

Model:
6'0" | 32"x32" | M

Heartland Sherpa-Lined Washed Duck V-Neck Vest

VW531

Shell: 12 oz. 100% cotton sanded duck

Lining: Heavyweight sherpa

Bark
(BB)

Black
(BK)

Brown
(BD)

Moss
(MGN) - *New*

- Extended back for added warmth

- Brass front zipper, triple-needle stitched main seams and reinforced bartacks at all stress points hold up to tough tasks

- Three inside chest pockets plus extra-large front patch pockets provide plenty of storage space

Length:	Size:
Regular	S, M, L, XL, 2XL, 3XL*, 4XL*, 5XL**, 6XL**

* 1x upcharge ** 2x upcharge
Imported

Model:
6'0" | 32"x30" | L

Heartland Fleece-Lined Ripstop Vest

V817

Shell: 7 oz. 60% cotton 40% polyester ripstop

Lining: Heavyweight insulation quilted to polyester fleece

Black
(BK)

Putty
(PTY) - New

Slate
(SLA)

- Extended back for added warmth
- Full-cut arm openings provide optimal comfort and mobility
- Ripstop fabric, heavy-duty front zipper and triple-needle stitched main seams keep working day in and day out
- Three inside chest pockets plus two front pockets help store handy items

Length:

Size:

Regular

S, M, L, XL, 2XL, 3XL*, 4XL*

*1x upcharge
Imported

Model:
6'0" | 32"x32" | M



Heritage Duck Vest

V812

Shell: 10 oz. 100% cotton duck

Lining: Heavyweight insulation quilted to polyester taffeta

Black
(BK)

Brown
(BD)

Dark Brown
(DBN) - New

Realtree Edge®
(EDG)

- Extended back adds warmth
- Full-cut arm openings provide optimal comfort and mobility
- Brass front zipper, triple-needle stitched main seams and reinforced bartacks at all stress points hold up to tough tasks
- Three inside chest pockets plus extra-large front patch pockets provide plenty of storage space

Length:

Size:

Regular

S, M, L, XL, 2XL, 3XL*, 4XL*, 5XL**, 6XL**

*1x upcharge ** 2x upcharge
Imported

Model:
6'1" | 32"x34" | L





Heartland Duck Shirt Jacket SH67

Shell: 8 oz. 100% cotton sanded duck

Lining: Medium-weight insulation quilted to polyester taffeta

**Black
(BK) - New**

**Sage
(SAG)**

**Slate
(SLA)**

- Antique nickel snap front closure provides a classic look
- Snap sleeve plackets provide custom fit
- Front on-seam pockets and snap-flap chest pockets with pen slot easily carry everyday items

Length:	Size:
Regular	M, L, XL, 2XL, 3XL*, 4XL*
Tall	L, XL, 2XL

*1x upcharge
Imported

Model:
6'0" | 32"x30" | L

Heartland Flannel Shirt Jacket SH69

Shell: 7 oz. 100% cotton yarn-dyed flannel

Lining: Medium-weight insulation quilted to polyester taffeta

**Plaid Green E
(PGE)**

**Plaid Moss Navy
(PMN)**

**Plaid Red E
(PRE)**

**Plaid Slate
(PSE)**

**Plaid Grey J
(PGJ) - New**

- Classic, more relaxed fit for comfortable wear
- Button-front closure provide a timeless look that keeps the cold at bay
- Adjustable button cuffs provide custom fit
- Front on-seam pockets and snap-flap chest pockets with pen slot easily carry everyday items

Length:	Size:
Regular	M, L, XL, 2XL, 3XL*, 4XL*
Tall	M, L, XL, 2XL, 3XL*

*1x upcharge
Imported

Model:
6'2" | 33"x32" | L



Heartland Duck Hooded Shirt Jacket

SH68

Shell: 8 oz. 100% cotton sanded duck

Lining: Medium-weight insulation quilted to polyester taffeta

- Three-piece fleece hood with drawstring and hook/loop front placket block the cold
- Snap sleeve plackets provide custom fit
- Tough nylon front zipper stands up to the job day after day
- Front on-seam pockets and snap-flap chest pockets with pen slot easily carry everyday items
- Hook/loop front closure and snap sleeve plackets

Navy
(ND)

Sage
(SAG)

Length:

Size:

Regular

M, L, XL, 2XL, 3XL*, 4XL*

Tall

M, L, XL, 2XL

*1x upcharge
Imported

Model:
6'2" | 33"x32" | L



Heritage Thermal-Lined Full-Zip Hooded Sweatshirt

SZ101

Shell: 9 oz. 60% cotton 40% polyester fleece

Lining: 5 oz. 60% cotton 40% polyester thermal lining

Shell (Heather Grey): 9 oz. 80% cotton 20% polyester fleece

- Double-layered three-piece hood with drawstring, plus rib-knit cuffs and waistband hold onto warmth
- Durable nylon front zipper provides easy on and off
- Oversized front pockets with media pocket conveniently house a phone and other items



Length:	Size:
Regular	XS, S, M, L, XL, 2XL, 3XL*, 4XL*, 5XL**, 6XL**
Tall	M, L, XL, 2XL, 3XL*, 4XL*, 5XL**, 6XL**

XS available only in BK, CH, NV

* 1x upcharge ** 2x upcharge
Imported

Model:
6'0" | 32"x30" | L

Highland Insulated Full-Zip Hooded Sweatshirt

SZ612

Shell: 10.5 oz. 60% cotton 40% polyester fleece

Shell (Graphite): 55% Cotton 45% Polyester

Lining: Heavyweight insulation quilted to polyester taffeta

Black
(BK)

Dark Red
(DRD) - New

Graphite
(GPH)

Navy
(NV)

Forest Camo
(QFC) - New

- Quilt-lined three-piece hood with drawstring, plus rib-knit cuffs and waistband hold onto warmth
- Two front pockets quickly store everyday essentials

Length:	Size:
Regular	S, M, L, XL, 2XL, 3XL*, 4XL*, 5XL**, 6XL**
Tall	M, L, XL, 2XL, 3XL*, 4XL*, 5XL**, 6XL**

* 1x upcharge ** 2x upcharge
Imported

Model:
5'6" | 32" x 34" | L



Heritage Thermal-Lined Quarter-Zip Sweatshirt

SP250

Shell: 9 oz. 60% cotton 40% polyester fleece

Lining: 5 oz. 60% cotton 40% polyester thermal

Black
(BK)

Navy
(NV)

- Generously sized for a comfortable fit
- Quarter-length nylon front zipper that zips through the collar, plus rib-knit cuffs that trap the heat
- Side entry pockets easily store everyday items

Length:	Size:
Regular	S, M, L, XL, 2XL, 3XL*, 4XL*, 5XL**, 6XL**
Tall	M, L, XL, 2XL, 3XL*, 4XL*

* 1x upcharge ** 2x upcharge
Imported

Model:
6'0" | 32" x 32" | M



OUTERWEAR - MEN'S

ACCESSORIES

BASICS

SAFETY

FLAME RESISTANT

CONCEALED CARRY

CAMOUFLAGE



Heritage Thermal-Lined Hooded Pullover Sweatshirt

SP300

Shell: 9 oz. 60% cotton 40% polyester fleece

Lining: 5 oz. 60% cotton 40% polyester thermal

Black
(BK)

Brick
(BRK) - *New*

Navy
(NV)

- Generously sized with raglan sleeves for a comfortable fit
- Double-layered three-piece hood with drawstring, plus rib-knit cuffs and waistband trap the heat
- Kangaroo pocket easily stores everyday items
- Reinforced bartacks at all stress points

Length:	Size:
Regular	S, M, L, XL, 2XL, 3XL*, 4XL*, 5XL**, 6XL**
Tall	M, L, XL, 2XL, 3XL*, 4XL*

* 1x upcharge ** 2x upcharge
Imported

Model:
6'1" | 32"x34" | L

Signature Sleeve Hooded Pullover

SP401

Shell: 9 oz. 60% cotton 40% polyester fleece

Shell (Graphite): 9 oz. 55% cotton 45% polyester fleece

Shell (Heather Grey - SP402): 9 oz. 80% cotton 20% polyester fleece

Black
(BK)

Blue (Heathered)
(BL) - *New*

Brick
(BRK)

Cedar Green
(CDG)

Graphite
(GPH)

Heather Grey
(GY) - *SP402*

- Three-piece hood with drawstring, plus rib-knit cuffs and waistband hold onto warmth
- Double-needle stitched main seams stand up to any job
- Kangaroo pocket easily stores everyday items

Length:	Size:
Regular	S, M, L, XL, 2XL, 3XL*, 4XL*, 5XL**, 6XL**
Tall	M, L, XL, 2XL, 3XL*, 4XL*

* 1x upcharge ** 2x upcharge
Imported

Model:
6'0" | 32"x32" | M

Heritage Crewneck Sweatshirt

SP415

Shell: 9 oz. 60% cotton 40% polyester fleece

Shell (Graphite): 9 oz. 55% cotton 45% polyester fleece

Black
(BK)

Graphite
(GPH)


Navy
(NV)

- Rib-knit cuffs and waistband trap the heat
- Chest pocket with pen slot quickly stores small items

Length:	Size:
Regular	S, M, L, XL, 2XL, 3XL*, 4XL*
Tall	L, XL, 2XL

*1x upcharge
Imported

Model:
6'0" | 32"x32" | M



Heritage Hooded Pullover Sweatshirt

SP413

Shell: 9 oz. 60% cotton 40% polyester fleece

Shell (Grey): 80% cotton 20% polyester fleece

Shell (Graphite): 9 oz. 55% cotton 45% polyester fleece

Black
(BK)

Blue (Heathered)
(BL) - New

Brick
(BRK) - New

Cedar Green
(CDG) - New

Graphite
(GPH)

Grey
(GY) - New


Realtree Edge®
(EDG)


- Three-piece hood with drawstring, plus rib-knit cuffs and waistband hold onto warmth
- Reinforced bartacks at stress points hold up to tough tasks
- Kangaroo pocket easily stores everyday items+

Length:	Size:
Regular	M, L, XL, 2XL, 3XL*, 4XL*
Tall	L, XL, 2XL

*1x upcharge
Imported

Model:
6'1" | 32"x34" | L





Coastline Waterproof Insulated Storm Jacket

RJ27

Shell: 6.5 oz. 100% nylon

Body Lining: Heavyweight insulation quilted to polyester taffeta

Sleeve Lining: Medium-weight insulation quilted to polyester taffeta

Black
(BK)

Navy
(NV)

Titanium
(TNM)

- Waterproof, wind resistant, breathable fabric and adjustable rain-blocker hood protect from the elements
- Nylon front zipper covered by storm flap and adjustable cuffs trap the heat
- Three inside pockets, zippered left chest and front pockets provide secure storage

Length:	Size:
Regular	S, M, L, XL, 2XL, 3XL*, 4XL*, 5XL**, 6XL**
Tall	M, L, XL, 2XL, 3XL*, 4XL*, 5XL**, 6XL**

*1x upcharge **2x upcharge
Imported

Model:
5'11" | 30"x32" | M

Coastline Waterproof Insulated Storm Pant

RP28

Shell: 6.5 oz. 100% nylon

Lining: Heavyweight insulation quilted to polyester taffeta

Black
(BK)

Navy
(NV)

Titanium
(TNM) - New

- Waterproof yet breathable fabric keeps you dry while allowing for air flow
- Adjustable leg opening and hidden elastic leg cuff fit easily over pants while adjustable hook/loop waist straps provide optimal fit
- Heavy-duty nylon leg hem holds up to wear and tear
- Snap front elasticized waistband with nylon fly zipper
- Two front pockets easily store items

Length:	Size:
Regular	S, M, L, XL, 2XL, 3XL*, 4XL*, 5XL**, 6XL**

*1x upcharge **2x upcharge
Imported

Model:
6'0" | 32"x32" | M

Coastline Lightweight Hooded Rain Jacket

RJ25

Shell: 100% polyester taffeta

Lining: Polyester mesh

**Black
(BK)**

**Navy
(NV) - New**

**Titanium
(TNM) - New**

- Waterproof yet breathable fabric keeps you dry while allowing for airflow
- Reflective accents for added visibility
- Zippered on-seam front welt pockets easily store essentials
- Adjustable three-piece hood, covered nylon front zipper with snap closure, adjustable cuffs, elastic waist cord with toggles and extended back provide optimal warmth
- Vented back yoke provides additional airflow

Length:	Size:
Regular	M, L, XL, 2XL, 3XL*, 4XL*, 5XL**, 6XL**
Tall	L, XL, 2XL, 3XL*, 4XL*, 5XL**, 6XL**

* 1x upcharge ** 2x upcharge
Imported

Model:
6'1" | 32"x34" | L



Coastline Lightweight Rain Pant

RP25

Shell: 100% polyester taffeta

Lining: Polyester mesh

**Black
(BK)**

**Navy
(NV) - New**

**Titanium
(TNM) - New**

- Waterproof yet breathable fabric keeps you dry while allowing for airflow
- Generous sizing, elasticized waist with drawstring and adjustable leg openings to easily fit over clothing
- Inside right hip pocket provides safe storage
- Reflective accents for added visibility

Length:	Size:
Regular	M, L, XL, 2XL, 3XL*, 4XL*
Tall	L, XL, 2XL

* 1x upcharge
Imported

Model:
6'1" | 36" x 34" | L





Icecap Insulated Coat NCH377

Shell: 1,000 denier nylon oxford

Lining: Arctic-weight insulation quilted to polyester taffeta

Black
(BK)

The Berne Icecap line is designed to keep you warm and dry in harsh climates.

- Waterproof fabric with wind and abrasion resistance creates a barrier against tough conditions
- Fleece collar with snaps for removable hood adapts to the weather
- Pleated elbows and action back extend range of motion
- Three inside pockets, two chest pockets with hook/loop closures and two deep, lined front pockets allow plenty of room for storage

Length:	Size:
Regular	S, M, L, XL, 2XL, 3XL*, 4XL*
Tall	L, XL, 2XL

* 1x upcharge
Imported

Model:
6'2" | 33"x32" | L

Icecap Insulated Hooded Jacket NJ51

Shell: 1,000 denier nylon oxford

Lining: Arctic-weight insulation quilted to polyester taffeta

Black
(BK)

The Berne Icecap line is designed to keep you warm and dry in harsh climates.

- Waterproof fabric with wind and abrasion resistance creates a barrier against tough conditions
- Three-piece insulated hood with drawstring traps the heat
- Pleated elbows and action back extend range of motion
- Heavy-duty brass front zipper and triple-needle main seams hold up to tough tasks
- Three inside pockets and two insulated front patch pockets easily store essentials

Length:	Size:
Regular	S, M, L, XL, 2XL, 3XL*, 4XL*
Tall	L, XL, 2XL

* 1x upcharge
Imported

Model:
6'1" | 32"x34" | L

Icecap Insulated Bib Overall

NB834

Shell: 1,000 denier nylon oxford

Lining: Arctic-weight insulation quilted to polyester taffeta

Black
(BK)


The Berne Icecap line is designed to keep you warm and dry in harsh climates.

- Waterproof fabric with wind and abrasion resistance creates a barrier against tough conditions
- Insulated high back provides added warmth
- Adjustable elasticized bib straps, elasticized waist and adjustable leg snaps provide best fit
- Double inside chest pockets, zippered chest and back left pocket, side utility pockets and hammer loop securely store essentials

Length:	Size:
Short	S, M, L, XL, 2XL, 3XL*, 4XL*
Regular	S, M, L, XL, 2XL, 3XL*, 4XL*
Tall	M, L, XL, 2XL, 3XL*, 4XL*

* 1x upcharge
Imported

Model:
6'2" | 34x32" | L



Icecap Insulated Coverall

NI417

Shell: 1,000 denier nylon oxford

Lining: Arctic-weight insulation quilted to polyester taffeta

Black
(BK)

The Berne Icecap line is designed to keep you warm and dry in harsh climates.

- Waterproof fabric with wind and abrasion resistance creates a barrier against tough conditions
- Fleece collar with snaps for removable hood adapts to the weather
- Pleated elbows and action back for improved mobility
- Two zippered chest pockets, three inside pockets, right with zip closure, two reinforced back pockets, left with brass zipper, side utility pockets and hammer loop keep essentials close at hand

Length:	Size:
Short	S, M, L, XL, 2XL, 3XL*, 4XL*
Regular	S, M, L, XL, 2XL, 3XL*, 4XL*
Tall	M, L, XL, 2XL, 3XL*, 4XL*

* 1x upcharge
Imported

Model:
6'1" | 32"x34" | L



OUTERWEAR

WOMEN'S

**DESIGNED FOR THE HARD-
WORKING WOMAN,
DELIVERING COMFORT
AND FUNCTIONALITY TO
DAILY WORKWEAR.**

- 40 Bib Overalls
- 40 Jackets
- 44 Coats
- 46 Vests
- 48 Fleece
- 50 Coastline™
- 51 Icecap™



Women's Softstone Duck Barr Coat | Brown



Women's Softstone Duck Insulated Bib Overall

WB515

Shell: 10 oz. 100% cotton sanded duck
Lining: Medium-weight insulation quilted to polyester taffeta

- Adjustable elasticized bib straps and adjustable leg snaps for best fit
- Heavy-duty brass front and leg zippers with snap closure for easy on and off
- Heavy-duty nylon leg hem holds up to tough tasks
- Two large chest pockets with hook/loop closure, double tool pocket, hammer loop and zippered left back pocket store essentials

Black (BK)

Dark Brown (DBN)

Plum (PLM)

Realtree Edge® (EDG)

Titanium (TNM)

Length:	Size:
Short	S, M, L, XL, 2XL, 3XL*, 4XL*
Regular	S, M, L, XL, 2XL, 3XL*, 4XL*
Tall	S, M, L, XL, 2XL, 3XL*, 4XL*

* 1x upcharge
Imported

Model:
5' 6" | S | 6



Women's Sherpa-Lined Softstone Duck Hooded Jacket **WHJ43**

Shell: 10 oz. 100% cotton sanded duck

Body Lining: Heavyweight sherpa

Sleeve Lining: Medium-weight insulation
quilted to polyester taffeta

- Three-piece lined hood with drawstring, hidden rib knit storm cuffs, and extended back for added warmth
- Pleated elbows, action back, and snap-close side vents for added mobility
- Heavy-duty brass front zipper and triple-needle stitched main seams hold up to tough tasks
- Three inside pockets, plus two front pockets, easily store essentials

Dark Brown
(DBN)

Dark Violet
(DKV) - *New*

Deep Ocean
(DOC)

Eucalyptus
(EU) - *New*

Maroon
(MN)

Midnight Rain
(MDN) - *New*

Plum
(PLM)

Realtree Edge®
(EDG)

Sand
(SD)

Steel Blue
(SLB)

Tuscan
(TSN)

Length: | **Size:**

Regular | S, M, L, XL, 2XL, 3XL*, 4XL*

Tall | M, L, XL

* 1x upcharge
Imported

Model:
5'6" | S16

VINTAGE



Women's Vintage Washed Duck Hooded Jacket

WHJ44

Shell: 12 oz. 100% cotton sanded duck

Body Lining: Heavyweight sherpa

Sleeve Lining: Medium-weight insulation quilted to polyester taffeta

Steel Blue
(SLB)

Titanium
(TNM)

- Vintage wash for soft, broken-in feel and classic look
- Three-piece lined hood with drawstring, hidden rib knit storm cuffs, and extended back for added warmth
- Pleated elbows, action back, and snap-close side vents for added mobility
- Heavy-duty brass front zipper and triple-needle stitched main seams hold up to tough tasks
- Three inside pockets, plus two fleece-lined front pockets, easily store essentials

Length:	Size:
Regular	S, M, L, XL, 2XL, 3XL*, 4XL*
Tall	M, L, XL

* 1x upcharge
Imported

Model:
5'10" | M | 5/6

Women's Heathered Duck Hooded Jacket

WHJ65

Shell: 10 oz. 60% cotton 40% polyester sanded duck

Body Lining: Heavyweight insulation quilted to polyester taffeta

Sleeve Lining: Medium-weight insulation quilted to polyester taffeta

Dark Violet
(DKV) - New

Jade
(JAD)

Maroon
(MN)

Titanium
(TNM)

- Three-piece insulated rain-blocker hood with drawcord and toggles, and rib knit storm cuffs keep you dry and warm
- Pleated elbows and action back extend range of motion
- Three inside pockets, zippered right chest pocket and two front patch pockets provide secure storage

Length:	Size:
Regular	S, M, L, XL, 2XL, 3XL*, 4XL*

* 1x upcharge
Imported

Model:
5' 4" | L | 8

Women's Hooded Softshell Jacket WJS301

Fabric: 9.7 oz. 100% polyester twill bonded to 100% cotton flannel

**Black
(BK) - New**

**Heather Grey
(GY)**

**Maroon
(MN)**

- Water-repellent, wind resistant and breathable fabric keeps you warm and dry
- Adjustable cuffs, elastic drawcord with toggles on hood and waist, plus extended back, trap the heat
- Durable nylon front zipper provides easy on and off
- Zippered left chest pocket and zippered front pockets provide secure storage

Length:


Size:

Regular

S, M, L, XL, 2XL, 3XL*, 4XL*, 5XL**, 6XL**

* 1x upcharge
Imported

Model:
5' 6" | S | 6



Women's Softstone Duck Hooded Jacket WHJ64

Shell: 10 oz. 100% cotton sanded duck

Body Lining: Heavyweight insulation quilted to polyester taffeta

Sleeve Lining: Medium-weight insulation quilted to polyester taffeta

**Black
(BK)**

**Dark Brown
(DBN)**

**Marsala
(MLA) - New**

**Plum
(PLM)**

**Titanium
(TNM)**

- Three-piece insulated rain-blocker hood with drawcord and toggles, and hidden rib knit storm cuffs keep you dry and warm
- Pleated elbows and action back extend range of motion
- Three inside pockets, zippered right chest pocket and two front patch pockets provide secure storage

Length:

Size:

Regular


S, M, L, XL, 2XL, 3XL*, 4XL*


Tall

M, L, XL

* 1x upcharge
Imported

Model:
5' 4" | M | 8





Women's Sherpa-Lined Softstone Duck Jacket WJ15

Shell: 10 oz. 100% cotton sanded duck

Body Lining: Heavyweight sherpa

Sleeve Lining: Medium-weight insulation quilted to polyester taffeta

Brown
(BD)

Maroon
(MN)

Steel Blue
(SLB) - New

Tuscan
(TSN)

- Zip-through collar, hidden rib-knit storm cuffs and extended back provide added warmth
- Pleated elbows and action back extend range of motion
- Three inside pockets, zippered left chest pocket and two sherpa-lined front pockets provide ample storage

Length: **Size:**

Regular S, M, L, XL, 2XL, 3XL*, 4XL*

* 1x upcharge
Imported

Model:
5' 6" | S | 6

NEW!



Women's Softstone Micro-Duck Hooded Coat WHJ45

Shell: 4.7 oz. 55% cotton 45% polyester sanded duck

Lining: Heavyweight insulation quilted to polyester taffeta

Brown
(BD)

Burnt Olive
(BOL)

Grey Stone
(GSN)

Marsala
(MLA)

- Wind resistant fabric blocks the elements
- Three-piece sherpa-lined hood with drawcord and toggles plus hidden rib-knit storm cuffs keep you cozy
- Pleated elbows and action back plus snap-close side vents provide added mobility
- Three inside pockets and two front pockets provide convenient storage

Length: **Size:**

Regular S, M, L, XL, 2XL, 3XL*, 4XL*

Tall M, L, XL

* 1x upcharge
Imported

Model:
5' 10" | M | 5/6

Women's Softstone Washed Duck Utility Coat

WCH68

Shell: 6.3 oz. 100% cotton sanded duck

Lining: Heavyweight insulation quilted to polyester taffeta

Black
(BK)

Cedar Green
(CDG)

Steel Blue
(SLB)

- Three-piece lined hood with drawcord, adjustable hook/loop cuffs and waist drawcord trap the heat and offer custom fit
- Two chest and front pockets with snap closure, plus fleece-lined hand-warmer pockets, and three inside pockets, provide added warmth and storage
- Pleated elbows and action back for extended range of motion
- Heavy-duty 2-way brass zipper is perfect for everyday wear

Length:	Size:
Regular	S, M, L, XL, 2XL, 3XL*, 4XL*
Tall	M, L, XL

*1x upcharge
Imported

Model:
5'10" | M | 5/6

NEW!



Women's Softstone Duck Barn Coat

WCH65

Shell: 10 oz. 100% cotton sanded duck

Body Lining: Medium-weight insulation quilted to flannel

Sleeve Lining: Medium-weight insulation quilted to polyester taffeta

Dark Brown
(DBN)

Midnight Rain
(MDN) - New

Plum
(PLM)

Sand
(SD)

Titanium
(TNM)

- Zip-off, three-piece hood and extended back for added warmth
- Action back and snap-close side vents extend range of motion
- Three inside pockets, two snap-close and one zippered left chest pocket, plus two snap-close and two side-entry front pockets, provide optimal storage

Length:	Size:
Regular	S, M, L, XL, 2XL, 3XL*, 4XL*
Tall	M, L, XL

*1x upcharge
Imported

Model:
5' 4" | M | 8



VINTAGE



Women's Vintage Washed Duck Barn Coat

WCH67

Shell: 12 oz. 100% cotton sanded duck

Body Lining: Medium-weight insulation quilted to flannel

Sleeve Lining: Medium-weight insulation quilted to polyester taffeta

Black (BK) - New

Brown (BD)

Maroon (MN)

- Vintage wash for soft, broken-in feel and classic look
- Zip-off, three-piece hood and extended back for added warmth
- Action back and snap-close side vents extend range of motion
- Three inside pockets, two snap-close and one zippered left chest pocket, plus two snap-close and two side-entry front pockets, provide optimal storage

Length: **Size:**

Regular S, M, L, XL, 2XL, 3XL*, 4XL*

Tall M, L, XL

* 1x upcharge
Imported

Model:
5' 4" | M | 8

Women's Sherpa-Lined Softstone Duck Vest

WV15

Shell: 10 oz. 100% cotton sanded duck

Lining: Heavyweight sherpa

Brown (BD)

Cedar Green (CDG)

Maroon (MN)

Titanium (TNM) - New

Tuscan (TSN)

- Zip-through collar and extended back trap the heat
- Brass front zipper, triple-needle stitched main seams and reinforced bartacks at all stress points hold up to tough tasks
- Three inside chest pockets - right with zipper closure, zippered left chest pocket and two front sherpa-lined pockets safely store essentials

Length: **Size:**

Regular S, M, L, XL, 2XL, 3XL*, 4XL*

* 1x upcharge
Imported

Model:
5' 6" | S | 6

Women's Softshell Vest

WVS301

Fabric: 9.7 oz. 100% polyester twill bonded to 100% cotton flannel

**Black
(BK)** - New

**Magnet
(MAG)**

**Maroon
(MN)**

- Water-repellent, wind resistant and breathable fabric keeps you warm and dry
- Elastic drawcord with toggles on waist plus extended back trap the heat
- Durable nylon front zipper provides easy on and off
- Zippered left chest pocket and front pockets provide secure storage

Length:

Size:

Regular

S, M, L, XL, 2XL, 3XL*, 4XL*

*1x upcharge
Imported

Model:
5' 4" | L | 8



OUTERWEAR - WOMEN'S

ACCESSORIES

BASICS

SAFETY

FLAME RESISTANT

CONCEALED CARRY

CAMOUFLAGE



Women's Insulated Full-Zip Hooded Sweatshirt

WSZ611

Shell: 10.5 oz. 60% cotton 40% polyester fleece

Shell (Cabernet): 55% cotton 45% polyester fleece

Body Lining: Heavyweight sherpa

Sleeve Lining: Heavyweight polar fleece

Black (BK)

Cabernet (CAB)

Grey (GY) - New

Midnight Rain (MDN) - New

- Three-piece hood with drawstring, plus rib-knit cuffs and waistband hold in warmth
- Brass front zipper and reinforced bartacks at stress points stand up to the day's demands
- Two front pockets quickly store everyday essentials

Length:

Size:

Regular

S, M, L, XL, 2XL, 3XL*, 4XL*

*1x upcharge
Imported

Model:
5' 4" | M | 8

NEW!



Women's Signature Sleeve Hooded Pullover

WSP401

Fabric: 9 oz. 55% cotton 45% polyester fleece

Cabernet (Heathered) (CAB)

Graphite (Heathered) (GPH)

Dark Teal (Heathered) (DTL) - New

- Kangaroo pocket easily stores everyday items
- Three-piece hood with drawstring, plus rib-knit cuffs and waistband hold onto warmth
- Double-needle stitched main seams stand up to any job

Length:

Size:

Regular

S, M, L, XL, 2XL, 3XL*, 4XL*

*1x upcharge
Imported

Model:
5' 4" | M | 8

Women's Iceberg Hooded Pullover Sweatshirt **WSP413**

Fabric: 9 oz.

Dark Violet: 55% cotton 45% polyester

Forest Camo: 60% cotton 40% polyester

**Dark Violet
(DKV) - New**

**Forest Camo
(QFC) - New**

- Three-piece hood with drawstring, plus rib-knit cuffs and waistband hold in warmth
- Reinforced bartacks at stress points hold up to tough tasks
- Kangaroo pocket easily stores everyday items

Length:	Size:
Regular	S, M, L, XL, 2XL, 3XL*, 4XL*

*1x upcharge
Imported

Model:
5'10" | M | 5/6



OUTERWEAR - WOMEN'S

ACCESSORIES

BASICS

SAFETY

FLAME RESISTANT

CONCEALED CARRY

CAMOUFLAGE



Women's Coastline Waterproof Insulated Storm Jacket

WRJ27

Shell: 6.5 oz. 100% nylon

Body Lining: Heavyweight insulation quilted to polyester taffeta

Sleeve Lining: Medium-weight insulation quilted to polyester taffeta

Black
(BK)

Navy
(NV) - *New*

Titanium
(TNM)

- Waterproof, wind resistant, breathable fabric and adjustable rain-blocker hood protect from the elements
- Nylon front zipper covered by storm flap, adjustable cuffs and extended back trap the heat
- Three inside pockets plus zippered front pockets provide secure storage

Length: **Size:**

Regular S, M, L, XL, 2XL, 3XL*, 4XL*

Tall L, XL, 2XL

*1x upcharge
Imported

Model:
5' 4" | M | 8

Women's Coastline Waterproof Insulated Storm Pant

WRP28

Shell: 6.5 oz. 100% nylon

Lining: Heavyweight insulation quilted to polyester taffeta

Black
(BK)

Navy
(NV) - *New*

Titanium
(TNM)

- Waterproof yet breathable fabric keeps you dry while allowing for airflow
- Adjustable leg opening and hidden elastic leg cuff fit easily over pants
- Snap front elasticized waistband with nylon fly zipper
- Heavy-duty nylon leg hem holds up to wear and tear
- Two front pockets easily store items

Length: **Size:**

Regular S, M, L, XL, 2XL, 3XL*, 4XL*

*1x upcharge
Imported

Model:
5' 6" | S | 6

Women's Icecap Insulated Parka WNJ38

Shell: 9 oz. 1,000 denier nylon oxford
Lining: Heavyweight insulation quilted to taffeta

**Black
(BK)**

The Berne Icecap line is designed to keep you warm and dry in harsh climates.

- Waterproof fabric with wind and abrasion resistance creates a barrier against tough conditions
- Three-piece insulated hood with elastic drawcord and toggles, hidden storm cuffs and extended mid-thigh length block the cold
- Heavy-duty brass zipper covered by hook/loop storm flap and triple-needle stitched main seams hold up to tough tasks
- Three inside pockets, chest pockets with hook/loop closure and fleece-lined front pockets for ample storage

Length:	Size:
Regular	S, M, L, XL, 2XL, 3XL*, 4XL*

*1x upcharge
Imported

Model:
5'10" | M 15/6



Women's Icecap Insulated Bib Overall

WNB834

Shell: 9 oz. 1,000 denier nylon oxford
Lining: Heavyweight insulation quilted to taffeta

**Black
(BK)**

The Berne Icecap line is designed to keep you warm and dry in harsh climates.

- Waterproof fabric with wind and abrasion resistance creates a barrier against tough conditions
- Insulated high back design provides warmth
- Adjustable elasticized bib straps, elasticized waist and adjustable leg snaps provide best fit
- Zippered chest and back pockets, side utility pockets and hammer loop securely store essentials

Length:	Size:
Short	S, M, L, XL, 2XL, 3XL*, 4XL*
Regular	S, M, L, XL, 2XL, 3XL*, 4XL*
Tall	S, M, L, XL, 2XL, 3XL*, 4XL*

*1x upcharge
Imported

Model:
5' 4" | L 18



OUTERWEAR

Youth

**DURABLE ENOUGH FOR
WORK OR PLAY. WE'VE GOT
KIDS COVERED.**

- 54 Bib Overalls
- 55 Coveralls
- 56 Jackets
- 58 Fleece
- 59 Coastline™
- 59 Toddler
- 61 Infant





Youth Softstone Insulated
Bib Overall

BB21

Shell: 10 oz. 100% cotton sanded duck
Lining: Heavyweight insulation quilted to polyester taffeta

- Insulated high back for extra warmth
- Four-needle stitching on waistband with full elastic back, adjustable elasticized bib straps and adjustable leg snaps for best fit
- Full-length brass front and leg zippers for easy on and off
- Two chest pockets and side utility pockets easily store that thing you told them to throw away

Bark (BB)	Black (BK)
Brown (BD)	Desert Rose (DRE)
Forest Camo (QFC) - <i>New</i>	Moss (MGN) - <i>New</i>
Plum (PLM)	Realtree Edge® (EDG)
Titanium (TNM)	

Length:	Size:
Regular	XS, S, M, L, XL

Imported

Model:
5' 4" | XL | 14-16

Youth Coastline Insulated Nylon Bib Overall

BB32

Shell: 6.5 oz. 100% nylon

Lining: Medium-weight insulation quilted to polyester taffeta

Black
(BK)

- Waterproof breathable fabric keeps kids dry and comfortable
- Hidden elastic leg storm cuffs keep out the cold
- Elasticized waistband and adjustable bib straps provide optimal fit
- Nylon front zipper for easier on and off
- Reflective piping on legs for added visibility

Length:	Size:
Regular	XS, S, M, L, XL

Imported

Model:
4' 8" | 10/12



Youth Softstone Insulated Coverall

BI38

Shell: 10 oz. 100% cotton sanded duck

Lining: Heavyweight insulation quilted to polyester taffeta

Brown
(BD)

- Heavy-duty brass front zipper and thigh-length leg zipper for easy on and off
- Inside chest pocket, two chest pockets, two front pockets with side openings, two reinforced back pockets and a utility pocket provide ample storage
- Elasticized waistband and adjustable leg snaps allow for customized fit
- Pleated action back allows for improved mobility

Length:	Size:
Regular	XS, S, M, L, XL

Imported

Model:
5' 4" | XL | 14-16





Youth Softstone Duck Hooded Jacket

BHJ52

Shell: 10 oz. 100% cotton sanded duck

Body Lining: Heavyweight insulation quilted to brushed tricot

Sleeve Lining: Heavyweight insulation quilted to polyester taffeta

Bark
(BB)

Desert Rose
(DRE) - *New*

Realtree Edge®
(EDG)

Olive
(OD)

Forest Camo
(QFC) - *New*

Titanium
(TNM)

- Three-piece lined hood with elastic inserts, plus rib-knit cuffs and waistband provide added warmth
- Reinforced bartacks at all stress points, triple-needle stitched main seams and brass front zipper hold up to the day's chores
- Three inside chest pockets and large front pockets for storage

Length: **Size:**

Regular XS, S, M, L, XL

Imported

Model:
5' 4" | XL | 14-16

Girls' Sherpa-Lined Softstone Duck Hooded Coat

BHJ41

Shell: 10 oz. 100% cotton sanded duck

Body Lining: Heavyweight sherpa

Sleeve Lining: Heavyweight insulation quilted to polyester taffeta

Desert Rose
(DRE)

Eucalyptus
(EU) - *New*

Plum
(PLM)

Steel Blue
(SLB)

- Three-piece lined hood with elastic inserts, hidden rib-knit storm cuffs and extended back for optimal warmth
- Pleated action back allows for improved mobility
- Three inside chest pockets and two front on-seam pockets for storage
- Princess seams for a feminine cut

Length: **Size:**

Regular XS, S, M, L, XL

Imported

Model:
4' 8" | 10/12

Youth Highland Softstone Duck Hooded Jacket

BHJ61

Shell: 10 oz. 100% cotton sanded duck

Lining: Heavyweight insulation quilted to polyester taffeta

Bark
(BB)

Black
(BK)

Moss
(MGN) - New

Plum
(PLM)

- Three-piece lined hood with elastic inserts, hidden rib-knit cuffs and waistband protect from the weather
- Pleated action back allows for improved mobility
- Brass front zipper and triple-needle stitched main seams hold up to the day's chores
- Three inside chest pockets and large front pockets for storage

Length:	Size:
Regular	XS, S, M, L, XL

Imported

Model:
4' 8" | 10/12



Boys' Sherpa-Lined Softstone Duck Hooded Coat

BHJ42

Shell: 10 oz. 100% cotton sanded duck

Body Lining: Heavyweight sherpa

Sleeve Lining: Heavyweight insulation quilted to polyester taffeta

Bark
(BB)

Olive
(OD)

Titanium
(TNM) - New

- Three-piece lined hood with elastic inserts, hidden rib-knit storm cuffs and extended back for optimal warmth
- Pleated action back allows for improved mobility
- Adjustable side tabs provide customized wear
- Three inside chest pockets and two front welt pockets for storage

Length:	Size:
Regular	XS, S, M, L, XL

Imported

Model:
5' 4" | XL | 14-16



NEW!



Youth Softstone Micro-Duck Hooded Coat

BHJ63

Shell: 4.7 oz. 55% cotton 45% polyester sanded duck

Lining: Medium-weight insulation quilted to polyester taffeta

Black
(BK)

Cobalt
(COB)

Dark Watermelon
(DWM)

- Three-piece hood and elasticized cuffs trap the heat
- Durable nylon front zipper provides easy on and off
- Three inside pockets and three snap-close front pockets securely store essentials

Length: **Size:**

Regular XS, S, M, L, XL

Imported

NEW!



Youth Signature Sleeve Hooded Pullover

BSP401

Fabric: 9 oz. 55% cotton 45% polyester fleece

Cabernet (Heathered)
(CAB)

Graphite (Heathered)
(GPH)

- Three-piece hood, plus rib-knit cuffs and waistband to hold onto warmth
- Double-needle stitched main seams stand up to any job
- Kangaroo pocket easily stores everyday items

Length: **Size:**

Regular XS, S, M, L, XL

Imported

Model:
4' 8" | 110/12

Youth Coastline Nylon Hooded Jacket

BRJ63

Shell: 6.5 oz. 100% nylon

Lining: Medium-weight insulation quilted to polyester taffeta


Black
(BK)

- Waterproof, breathable fabric and adjustable rain-blocker hood protect from the elements
- Hidden storm cuffs and nylon front zipper covered by storm flap to trap the heat
- Three inside pockets and two snap-close front pockets provide secure storage

Length:	Size:
Regular	XS, S, M, L, XL

Imported

Model:
4' 8" | 10/12



Toddler Softstone Insulated Bib Overall

BB21T

Shell: 10 oz. 100% cotton sanded duck

Lining: Heavyweight insulation quilted to polyester taffeta

Bark
(BB)

Black
(BK)

Desert Rose
(DRE)

Realtree Edge®
(EDG) - New

Forest Camo
(QFC) - New

Moss
(MGN) - New

Plum
(PLM)

Titanium
(TNM)

- Insulated high back for extra warmth
- Reinforced knees complete with heavy-duty nylon leg hem take on daily chores
- Full-length brass front and leg zippers for easy on and off

Length:	Size:
Regular	2T, 3T, 4T

Imported



OUTERWEAR - YOUTH

ACCESSORIES

BASICS

SAFETY

FLAME RESISTANT

CONCEALED CARRY

CAMOUFLAGE



Toddler Softstone Hooded Jacket

BHJ52T

Shell: 10 oz. 100% cotton sanded duck

Body Lining: Heavyweight insulation quilted to brushed tricot

Sleeve Lining: Heavyweight insulation quilted to polyester taffeta

Bark
(BB)

Desert Rose
(DRE) - New

Forest Camo
(QFC) - New

Titanium
(TNM)

- Three-piece lined hood with elastic inserts, plus rib-knit cuffs and waistband provide added warmth
- Reinforced bartacks at all stress points, triple-needle stitched main seams and brass front zipper hold up to the day's chores
- Three inside chest pockets and large front pockets for storage

Length: **Size:**

Regular | 2T, 3T, 4T

Imported

Toddler Girls' Sherpa-Lined Softstone Duck Hooded Coat

BHJ41T

Shell: 10 oz. 100% cotton sanded duck

Body Lining: Heavyweight sherpa

Sleeve Lining: Heavyweight insulation quilted to polyester taffeta

Desert Rose
(DRE)

Eucalyptus
(EU) - New

Plum
(PLM)

Steel Blue
(SLB)

- Three-piece lined hood with elastic inserts, hidden rib-knit storm cuffs and extended back for optimal warmth
- Pleated action back allows for improved mobility
- Triple-needle stitched main seams hold up to daily chores
- Princess seams for a feminine cut

Length: **Size:**

Regular | 2T, 3T, 4T

Imported

Toddler Boys' Sherpa-Lined Softstone Duck Hooded Coat

BHJ42T

Shell: 10 oz. 100% cotton sanded duck

Body Lining: Heavyweight sherpa

Sleeve Lining: Medium-weight insulation quilted to polyester taffeta

Bark
(BB)

Olive
(OD)

Titanium
(TNM)

- Three-piece lined hood with elastic inserts, hidden rib-knit storm cuffs and extended back for optimal warmth
- Pleated action back allows for improved mobility
- Brass front zipper and triple-needle stitched main seams hold up to wear and tear

Length:	Size:
Regular	2T, 3T, 4T

Imported



Infant Softstone Hooded Coat

BHJ42M

Shell: 10 oz. 100% cotton sanded duck

Body Lining: Heavyweight sherpa

Sleeve Lining: Medium-weight insulation quilted to polyester taffeta

Bark
(BB)

Desert Rose
(DRE)

- Three-piece lined hood with elastic inserts, hidden rib-knit storm cuffs and extended back for optimal warmth
- Pleated action back allows for improved mobility
- Brass front zipper and triple-needle stitched main seams hold up to wear and tear

Length:	Size:
Regular	12M, 18M, 24M

Imported





Infant Softstone Insulated Duck Bib Overall

BB22M

Shell: 10 oz. 100% cotton sanded duck

Lining Above Waist: Heavyweight polyester
fine sherpa

Lining Below Waist: Heavyweight insulation
quilted to polyester taffeta

- Insulated with sherpa high back for extra warmth and hidden elastic leg storm cuffs to keep little ones cozy
- Four-needle stitching on waistband with full elastic back and adjustable elasticized bib straps for comfortable fit
- Extended brass full-length zipper for easy on and off

Bark
(BB)

Desert Rose
(DRE)

Length: **Size:**

Regular | 12M, 18M, 24M

Imported



ACCESSORIES

**EXTENDING QUALITY
WORKWEAR FROM
HEAD-TO-TOE.**

- 61 Caps
- 62 Beanies
- 63 Hoods
- 64 Gloves
- 67 Socks
- 69 Youth

Classic Leather Work Glove | Gold
Heartland Flannel Shift Jacket | Plaid Slate





Logo Trucker Cap

H145

Graphite
(GPH)

- Adjustable snap strap
- Structured fit holds shape
- One size fits most

Imported



Logo Trucker Cap

H146

Cedar Green
(CDG)

- Adjustable snap strap
- Structured fit holds shape
- One size fits most

Imported



Flex Fit Bear Logo Cap

H160

Black
(BK)

Slate
(SLA)

- Adjustable snap strap
- Structured fit holds shape
- One size fits most

Imported

Heritage Knit Cuff Beanie

H150

Fabric: 100% acrylic rib knit

Blue Black (BBK)	Brown (BD)
Black (BK)	Blue White (BLW) - <i>New</i>
Brindle (BND) - <i>New</i>	Black White (BW)
Cedar Green Black (CDB)	Grey White (GYW) - <i>New</i>
Hickory Heather (HH)	Lichen (LCN) - <i>New</i>
Maroon Black (MNB)	Mauve (MV)
Navy (NV)	Orange (OR)
Steel Blue (SLB)	White (WH) - <i>New</i>
Yellow (YW)	Magenta (MA) - <i>New</i>
Magenta White (MAW) - <i>New</i>	

Imported



Heritage Knit Beanie

H149

Fabric: 100% acrylic rib knit

Black (BK)	Black White (BW)
Brindle (BND) - <i>New</i>	Brown (BD)
Cedar Green Black (CDB)	Maroon Black (MNB)
Orange (OR)	Yellow (YW)
Navy (NV) - <i>New</i>	

Imported





Heritage Snap-On Duck Hood

HD100

Shell: 10 oz. 100% cotton duck

Lining: Heavyweight insulation quilted to polyester taffeta

Black
(BK)

Brown
(BD)

- Compatible with **CH416** and **I417**
- Three-piece insulated hood with drawstring for added warmth
- Easily snaps in place
- One size fits most

Imported



Highland Snap-On Washed Duck Hood

HD101

Shell: 12 oz. 100% cotton sanded duck

Lining: Heavyweight insulation quilted to polyester taffeta

Bark
(BB)

Midnight
(MD) - *New*

- Compatible with **CH377**
- Washed fabric for that soft, broken-in feel
- Three-piece insulated hood with drawstring for added warmth
- Easily snaps in place
- One size fits most

Imported



Heritage Snap-On Twill Hood

HD414

Shell: 7.5 oz. 65% polyester 35% cotton perm-press twill

Lining: Heavyweight insulation quilted to polyester taffeta

Navy
(NV)

- Compatible with **CH414** and **I414**
- Three-piece insulated hood with drawstring for added warmth
- Easily snaps in place
- One size fits most

Imported

Youth Heavy-Duty Insulated Work Glove

GLVY15

Fabric: Heavy-duty synthetic oxford

**Black
(BK)**

- Waterproof, fabric and Thinsulate® Insulation keep hands warm and dry
- Touchscreen fingers
- Adjustable wrist snap and fleece storm cuff for snug fit
- **Prop 65 warning***

S, M, L
Imported



Heavy-Duty Insulated Work Glove

GLV15

Fabric: Heavy-duty synthetic oxford

**Black
(BK)**

- Waterproof, fabric and Thinsulate® Insulation keep hands warm and dry
- Touchscreen fingers
- Adjustable wrist snap and fleece storm cuff for snug fit
- **Prop 65 warning***

M, L, XL
Imported



Women's Heavy-Duty Insulated Work Glove

GLVW15

Fabric: Heavy-duty synthetic oxford

**Black
(BK)**

- Waterproof, fabric and Thinsulate® Insulation keep hands warm and dry
- Touchscreen fingers
- Adjustable wrist snap and fleece storm cuff for snug fit
- **Prop 65 warning***

S, M, L
Imported



Prop. 65 Warning for California Residents

***WARNING:** This product can expose you to chemicals known to the State of California to cause cancer, birth defects, or other reproductive harm. For more information go to www.P65Warnings.ca.gov/product



Insulated Work Glove

GLV12

Shell: Heavyweight cotton duck

Lining: Heavyweight 3M Thinsulate®
Insulation lined with tricot

**Black
(BK)**

**Brown
(BD)**

- Waterproof yet breathable to keep hands dry
- 3M Thinsulate® Insulation traps heat without adding bulk
- **Prop 65 warning***

M, L, XL, 2XL*, 3XL*, 4XL*

*1x upcharge
Imported



Sherpa-Lined Mitten

GLV95

Shell: Premium cow split leather

**Black
(BK)**

**Gold
(GLD)**

- Waterproof yet breathable to keep hands dry
- Heavyweight sherpa lining for an added layer of warmth
- **Prop 65 warning***

M, L, XL, 2XL*, 3XL*, 4XL*

*1x upcharge
Imported



Quick Grip Glove, 3-Pack

GLV61

Shell: Lightweight polyester knit dipped in latex

**Black
(BK)**

- Form-fitting design maintains dexterity
- Quick-Grip palm
- Convenient 3-Pack
- **Prop 65 warning***

M, L, XL, 2XL

Imported

Classic Leather Work Glove

GLV67

Fabric: Premium cow split leather

Gold
(GLD)

- Double-layer, reinforced palm for added durability
- Classic fit for comfortable wear
- **Prop 65 warning***

M, L, XL, 2XL*

*1x upcharge
Imported



Flip-Top Glove Mitten

GLV10

Shell: Heavyweight cotton duck

Lining: Medium-weight 3M Thinsulate®
Insulation lined with tricot

Black
(BK)

- Flip-top mitten converts to fingerless glove for dexterity
- 3M Thinsulate® Insulation traps heat without adding bulk
- **Prop 65 warning***

M, L, XL, 2XL*, 3XL*, 4XL*

*1x upcharge
Imported



Hex Grip Performance Glove

GLV66

Fabric: Lightweight polyester knit with synthetic leather

Black
(BK)

- Performance fit allows for added mobility
- Padded Hex-Grip palm and fingertips add grip and dexterity
- **Prop 65 warning***

M, L, XL, 2XL*

Imported



Prop. 65 Warning for California Residents

***WARNING:** This product can expose you to chemicals known to the State of California to cause cancer, birth defects, or other reproductive harm. For more information go to www.P65Warnings.ca.gov/product



Performance Work Crew Socks, 3-Pack

SK102

Fabric: 73% polyester 23% cotton 4% spandex

Graphite White
(GPW)

Brindle
(BND)

- Ventilated channel promotes air movement
- Arch support to keep you comfortable
- Reinforced heel and toe hold up to wear and tear

Shoe size | 6-12, 12-15

Imported

Wool-Blend Comfort Boot Socks, 3-Pack

SK103

Fabric: 59% polyester 24% cotton 13% wool 4% spandex

Black White
(BW)

Green White
(GW)

- Wool blend wicks and dries moisture quickly
- Comfort blend fabric cushions the foot
- Fitted heel doesn't slip

Shoe size | 6-12, 12-15

Imported

Wool-Blend Heavy-Duty Boot Socks, 2-Pack

SK104

Fabric: 66% polyester 18% cotton 12% wool 4% spandex

Brown
(BRN)

Graphite
(GPH)

- Arch support and cushioned sole for comfort
- Odor protection to spare your loved ones
- Reinforced heel and toe hold up to wear and tear

Shoe size | 6-12, 12-15

Imported

Everyday Work Crew Socks, 3-Pack

SK101

Fabric: 77% cotton 20% polyester 3% spandex

Black
(BK)

Grey
(GY)

- Moisture-wicking technology and ventilated channel keep sweat from sticking
- Arch support to keep you comfortable on your feet
- Reinforced heel and toe hold up to wear and tear


Shoe size | 6-12, 12-15

Imported

Wool-Blend Heavy-Duty Quarter Socks, 3-Pack

SK109

Fabric: 66% polyester 18% cotton 12% wool
4% spandex



- Odor protection to spare your loved ones
- Arch support and cushioned sole for comfort

Shoe size 6-12

Imported



Everyday Work Quarter Socks, 3-Pack

SK107

Fabric: 77% cotton 20% polyester
3% spandex



- Moisture wicking technology and ventilated channel keep sweat from sticking

Shoe size 6-12


Imported



Wool-Blend Comfort Quarter Socks, 3-Pack

SK108

Fabric: 59% Poly 24% Cotton 13% Wool
4% Spandex



- Comfort blend fabric designed to stay soft
- Fitted heel for added support

Shoe size 6-12

Imported



NEW!



Youth Heritage Knit Cuff Beanie

HY150

Fabric: 100% acrylic rib knit

- One size fits most

Black
(BK)

Black White
(BW)

Brown
(BD)

Mauve
(MV)

Magenta
(MA) - New

Magenta White
(MAW) - New

Steel Blue
(SLB)

Imported



BASICS

MEN'S

YEAR-ROUND WORKWEAR STAPLES.

Tough enough for grueling jobs and comfortable enough for all-day wear.

78	T-Shirts
86	Shirts
88	Pants
90	Jeans
96	Shorts
99	Unlined Bib Overalls
103	Unlined Coveralls

Work Vent Performance Short Sleeve Pocket Tee | Space Blue Heathered
Heartland Flex Duck Work Short | Slate
Logo Trucker Cap | Graphite





**Performance Short Sleeve
Pocket Tee**

BSM38

Fabric: 4.2 oz. 60% cotton

40% polyester jersey

Fabric (BSM76GY): 88% cotton

12% polyester jersey


- Moisture-wicking technology dries sweat quickly
- Stain release keeps this tee looking new
- Performance fit for comfortable wear
- Taped neck seam and tagless neck label prevent chafing
- Chest pocket easily stores small items

Black (BK)	Brown (Heathered) (BR)
Deep Red (Heathered) (DR)	Heather Grey (BSM76GY)
Navy (NVY)	Lichen (Heathered) (LCN)
Pine (Heathered) (PN)	Orange (ORA)
Space Blue (Heathered) (SBL)	Riptide (RIP)
Yellow (YEL)	Slate (SLA)
Shamrock (Heathered) (SHK) - New	Forest Camo (QFC) - New
Blue (Heathered) (BL) - New	Black (Heathered) (BKH) - New
Realtree EDGE® (EDG)	

Length:	Size:
Regular	S, M, L, XL, 2XL, 3XL*, 4XL*, 5XL**, 6XL**
Tall	L, XL, 2XL, 3XL*, 4XL*, 5XL**, 6XL**

* 1x upcharge ** 2x upcharge
Imported

Model:
6'0" | 32"x30" | L



Performance Sleeveless Pocket Tee

BSM35

Fabric: 4.2 oz. 60% cotton 40% polyester jersey
(Heather Grey): 88% cotton 12% polyester jersey

Black
(BK)

Carolina Blue
(CAR)

Deep Red (Heathered)
(DR)

Heather Grey
(GY)

Navy
(NVY)

Slate
(SLA)

Space Blue
(SBL)


Yellow
(YEL)

- Moisture-wicking technology dries sweat quickly
- Stain release keeps this tee looking new
- Performance fit for comfortable wear
- Taped neck seam and tagless neck label prevent chafing

Length:	Size:
Regular	S, M, L, XL, 2XL, 3XL*, 4XL*
Tall	L, XL, 2XL, 3XL*, 4XL*, 5XL**, 6XL**

* 1x upcharge ** 2x upcharge
 Imported

Model:
 6' 0" | 32"x30" | L



Performance Long Sleeve Pocket Tee

BSM39

Fabric: 4.2 oz. 60% cotton 40% polyester jersey
Fabric (BSM40GY): 88% cotton 12% polyester jersey

Black
(BK)

Brown (Heathered)
(BR)

Heather Grey
(BSM40GY)

Navy
(NVY)

Orange
(ORA)

Pine (Heathered)
(PN)

Slate
(SLA)

Yellow
(YEL)

Riptide (Heathered)
(RIP) - New


Realtree EDGE®
(EDG)


- Moisture-wicking technology dries sweat quickly
- Stain release keeps this tee looking new
- Performance fit, taped neck seam and tagless neck label for comfortable wear

Length:	Size:
Regular	S, M, L, XL, 2XL, 3XL*, 4XL*, 5XL**, 6XL**
Tall	L, XL, 2XL, 3XL*, 4XL*, 5XL**, 6XL**

* 1x upcharge ** 2x upcharge
 Imported

Model:
 6' 0" | 34"x34" | XL





Heavyweight Long Sleeve Pocket Tee

BSM23

Fabric: 6 oz. 100% cotton jersey

Fabric (BSM46GY): 88% cotton
12% polyester jersey

Black
(BK)

Brown
(BR) - New

Navy
(NVY)

Heather Grey
(BSM46GY)

- Heavyweight preshrunk, ring-spun cotton holds up to wear and tear and resists shrinking
- Side seams help minimize twisting
- Taped neck seam and tagless neck label prevent chafing
- Double-needle top-stitching on main seams for durable wear

Length:	Size:
Regular	S, M, L, XL, 2XL, 3XL*, 4XL*
Tall	L, XL, 2XL, 3XL*, 4XL*, 5XL**, 6XL**

* 1x upcharge ** 2x upcharge
Imported

Model:
6'1" | 32"x34" | L



WorkVent Performance Long Sleeve Pocket Tee

BSM42

Fabric: 5 oz. 60% cotton 40% polyester jersey

Fabric (Heather Grey): 5 oz. 88% cotton
12% polyester

Black (Heathered)
(BK)

Heather Grey
(GY)

Maroon (Heathered)
(MN)

Space Blue (Heathered)
(SBL)

- Moisture-wicking technology dries sweat quickly
- Stain release keeps this tee looking new
- Breathable side vents promote airflow
- Extended tail, taped neck seam and tagless neck label for comfortable wear

Length:	Size:
Regular	S, M, L, XL, 2XL, 3XL*, 4XL*
Tall	L, XL, 2XL, 3XL*, 4XL*, 5XL**, 6XL**

* 1x upcharge ** 2x upcharge
Imported

Model:
6'1" | 32"x30" | L

Heavyweight Short Sleeve Pocket Tee

BSM16

Fabric: 6 oz. 100% cotton jersey

Fabric (BSM32GY): 88% cotton 12% polyester jersey

Black
(BK)

Light Olive
(LOV)

Desert
(DS)

Navy
(NVY)

Heather Grey
(BSM32GY)

Royal Blue
(RB)

Maroon
(MN)

Pine
(PN) - New

Tomato
(TOM) - New

- Heavyweight preshrunk, ring-spun cotton holds up to wear and tear and resists shrinking
- Side seams help minimize twisting
- Chest pocket easily stores small items

Length:	Size:
Regular	S, M, L, XL, 2XL, 3XL*, 4XL*
Tall	L, XL, 2XL, 3XL*, 4XL*, 5XL**, 6XL**

*1x upcharge **2x upcharge
Imported

Model:
6'1" | 32"x34" | L



WorkVent Performance Short Sleeve Pocket Tee

BSM41

Fabric: 5 oz. 60% cotton 40% polyester jersey

Fabric (Heather Grey): 5 oz. 88% cotton 12% polyester

Black (Heathered)
(BK)

Heather Grey
(GY)

Maroon (Heathered)
(MN)


Space Blue (Heathered)
(SBL)

- Moisture-wicking technology dries sweat quickly
- Stain release keeps this tee looking new
- Breathable side vents promote airflow
- Extended tail, taped neck seam and tagless neck label for comfortable wear

Length:	Size:
Regular	S, M, L, XL, 2XL, 3XL*, 4XL*
Tall	L, XL, 2XL, 3XL*, 4XL*, 5XL**, 6XL**

*1x upcharge **2x upcharge
Imported

Model:
6'0" | 32"x30" | L





Signature Long Sleeve Performance Tee

BSM14

Fabric: 4.2 oz. 60% cotton 40% polyester jersey

Black
(BK)

Blue (Heathered)
(BL) - *New*

Brick
(BRK) - *New*

Slate
(SLA)

- Taped neck seam and tagless neck label prevent chafing
- Performance fit for comfortable wear
- Moisture-wicking technology dries sweat quickly
- Stain release keeps this tee looking new

Length:	Size:
Regular	S, M, L, XL, 2XL, 3XL*, 4XL*
Tall	L, XL, 2XL, 3XL*, 4XL*, 5XL**, 6XL**

* 1x upcharge ** 2x upcharge
Imported

Model:
6'1" | 32"x34" | L

Heavyweight Long Sleeve Henley

BSM25

Fabric: 6 oz. 100% cotton jersey

Fabric (Heather Grey): 88% cotton
12% polyester jersey

Black
(BK)

Desert
(DS)

Heather Grey
(GY)

Navy
(NVY)

- Heavyweight preshrunk, ring-spun cotton holds up to wear and tear and resists shrinking
- Long sleeves with rib-knit cuffs keep you comfortable on cooler days
- Taped neck seam and tagless neck label prevent chafing
- Double-needle top-stitching on main seams for durable wear
- Three button placket and left chest pocket for that classic Henley look

Length:	Size:
Regular	S, M, L, XL, 2XL, 3XL*, 4XL*
Tall	L, XL, 2XL, 3XL*, 4XL*, 5XL**, 6XL**

* 1x upcharge ** 2x upcharge
Imported

Model:
6'1" | 32"x34" | L

Heavyweight Short Sleeve Henley

BSM18

Fabric: 6 oz. 100% cotton jersey
Fabric (Heather Grey): 88% cotton
 12% polyester jersey

Black
(BK)

Desert
(DS)

Heather Grey
(GY)

Navy
(NVY)

- Heavyweight preshrunk, ring-spun cotton holds up to wear and tear and resists shrinking
- Taped neck seam and tagless neck label prevent chafing
- Double-needle top-stitching on main seams for durable wear
- Three button placket and left chest pocket for that classic Henley look

Length:	Size:
Regular	S, M, L, XL, 2XL, 3XL*, 4XL*
Tall	L, XL, 2XL, 3XL*, 4XL*, 5XL**, 6XL**

*1x upcharge
 Imported

Model:
 6' 0" | 34"x34" | XL



OUTERWEAR
 ACCESSORIES

BASICS - MEN'S

1915 Logo T-Shirt

BSM300

Fabric: 4.3 oz. jersey, 60% cotton 40% polyester

Black (Heathered)
(BKH)

- Moisture-wicking technology dries sweat quickly
- Taped neck seam and tagless neck label prevent chafing
- Performance fit for comfortable wear

Length:	Size:
Regular	XS, S, M, L, XL, 2XL, 3XL*, 4XL*

*1x upcharge
 Imported

Model:
 5'6" | 32" x 34" | L

NEW!



SAFETY
 FLAME RESISTANT
 CONCEALED CARRY
 CAMOUFLAGE

NEW!



Outdoor Logo T-Shirt

BSM301

Fabric: 4.3 oz. jersey, 60% cotton 40% polyester

Cedar Green
(CDG)

- Moisture-wicking technology dries sweat quickly
- Taped neck seam and tagless neck label prevent chafing
- Performance fit for comfortable wear

Length:	Size:
Regular	XS, S, M, L, XL, 2XL, 3XL*, 4XL*

* 1x upcharge
Imported

Model:
5'6" | 32" x 34" | L

NEW!



Big Bear Mountains T-Shirt

BSM302

Fabric: 4.3 oz. jersey, 60% cotton 40% polyester

Steel Blue (Heathered)
(SLB)

- Moisture-wicking technology dries sweat quickly
- Taped neck seam and tagless neck label prevent chafing
- Performance fit for comfortable wear

Length:	Size:
Regular	XS, S, M, L, XL, 2XL, 3XL*, 4XL*

* 1x upcharge
Imported

Model:
5'6" | 32" x 34" | L

Big Bear Trees T-Shirt

BSM303

Fabric: 4.3 oz. jersey, 60% cotton 40% polyester

Lichen
(LCN)

- Moisture-wicking technology dries sweat quickly
- Taped neck seam and tagless neck label prevent chafing
- Performance fit for comfortable wear

Length:	Size:
Regular	XS, S, M, L, XL, 2XL, 3XL*, 4XL*

*1x upcharge
Imported

Model:
5'6" | 32" x 34" | L

NEW!



Big Bear Barn T-Shirt

BSM304

Fabric: 4.3 oz. jersey, 60% cotton 40% polyester

Dark Red (Heathered)
(DRD)

- Moisture-wicking technology dries sweat quickly
- Taped neck seam and tagless neck label prevent chafing
- Performance fit for comfortable wear

Length:	Size:
Regular	XS, S, M, L, XL, 2XL, 3XL*, 4XL*

*1x upcharge
Imported

Model:
5'6" | 32" x 34" | L

NEW!



OUTERWEAR ACCESSORIES

BASICS - MEN'S

SAFETY FLAME RESISTANT CONCEALED CARRY CAMOUFLAGE



Foreman Flex Long Sleeve Button Down Shirt

SH26

Fabric: 4 oz. 83% cotton 14% polyester 3% spandex twill

Marled Blue Heron (MBH)

Marled Grey (MGY)

Marled Lichen (MLC)

Plaid Blue Q (PBQ)

Plaid Blue U (PBU)

Plaid Blue V (PBV)

Plaid Cedar Green Cream (PCG)

Plaid Grey A (PGA)

Plaid White Black (PWB)

- Moisture-wicking technology dries sweat quickly
- Stretch fabric and adjustable cuffs provide custom fit
- Underarm vents provide optimal airflow

Length: **Size:**

Regular S, M, L, XL, 2XL, 3XL*, 4XL*

Tall M, L, XL, 2XL, 3XL*, 4XL*

*1x upcharge
Imported

Model:
6'0" | 32"x30" | L



Foreman Flex Short Sleeve Button Down Shirt

SH27

Fabric: 4 oz. 83% cotton 14% polyester 3% spandex

Marled Blue Heron (MBH)

Plaid Blue U (PBU)

Plaid Grey A (PGA)

- Moisture-wicking technology dries sweat quickly
- Stretch fabric for comfortable fit
- Underarm vents and short sleeves keep you cool on warmer days
- Button-down collar, reinforced front placket and classic fit with generous length keep everything in place
- Reinforced pocket with pen slot for convenient storage

Length: **Size:**

Regular S, M, L, XL, 2XL, 3XL*, 4XL*

Tall M, L, XL, 2XL, 3XL*, 4XL*

*1x upcharge
Imported

Model:
6'1" | 32"x34" | L

Heritage Long Sleeve Flannel Work Shirt

SH29

Fabric: 4.6 oz. 100% cotton flannel



- Adjustable button cuffs for custom fit
- Button-down collar and reinforced front placket keep everything in place
- Classic, generous fit with enough length to stay tucked in
- Brushed fabric provides a soft feel

Length:	Size:
Regular	M, L, XL, 2XL, 3XL*, 4XL*
Tall	M, L, XL, 2XL, 3XL*, 4XL*, 5XL**, 6XL**

*1x upcharge **2x upcharge
Imported

Model:
5'6" | 32" x 34" | L



Foreman Flex Long Sleeve Chambray Button Down Shirt

SH28

Fabric: 3.5 oz. 98% cotton 2% spandex chambray



- Moisture-wicking technology dries sweat quickly
- Stretch fabric and adjustable cuffs provide custom fit
- Underarm vents provide optimal airflow
- Button-down collar, reinforced front placket and classic fit with generous length keep everything in place
- Reinforced pocket with pen slot for convenient storage

Length:	Size:
Regular	S, M, L, XL, 2XL, 3XL*, 4XL*
Tall	M, L, XL, 2XL, 3XL*, 4XL*

*1x upcharge
Imported

Model:
6'0" | 32"x32" | M





Heartland Washed Duck Relaxed Fit Carpenter Pant

P967

Fabric: 10 oz. 100% cotton sanded duck

- Bark (BB)**
- Brown (BD)**
- Black (BK)**
- Navy (ND)**
- Timber Khaki (TKH)**

- Relaxed fit and straight leg for comfort
- Button front with brass fly zipper, triple-needle stitched main seams and reinforced bartacks at stress points hold up to any task
- Side utility pockets, hammer loop and two tape measure loops to keep your tools handy

Inseam:	Waist:
30	30, 31, 32, 33, 34, 35, 36, 38, 40, 42, 44*, 46*, 48*, 50*, 52*, 54*, 56**, 58**, 60**
32	30, 31, 32, 33, 34, 35, 36, 38, 40, 42, 44*, 46*, 48*, 50*, 52*, 54*, 56**, 58**, 60**
34	30, 32, 34, 36, 38, 40, 42, 44*, 46*, 48*, 50*, 52*, 54*, 56**, 58**, 60**
36	30, 32, 34, 36, 38, 40, 42

* 1x upcharge ** 2x upcharge
Imported Model: 6'0" | 32"x32" | M

Highland Flex Duck Relaxed Fit Carpenter Pant

P921

Fabric: 7.8 oz. 98% cotton 2% spandex duck

- Navy (ND)**
- Slate (SLA)**
- Timber Khaki (TKH)**

- Relaxed fit for comfortable wear
- Button front with brass fly zipper, triple-needle stitched main seams and reinforced bartacks at stress points hold up to any task
- Side utility pockets for extra storage

Inseam:	Waist:
30	30, 31, 32, 33, 34, 35, 36, 38, 40, 42, 44*, 46*, 48*, 50*, 52*, 54*, 56**, 58**, 60**
32	30, 31, 32, 33, 34, 35, 36, 38, 40, 42, 44*, 46*, 48*, 50*, 52*, 54*, 56**, 58**, 60**
34	30, 32, 34, 36, 38, 40, 42, 44*, 46*, 48*, 50*, 52*, 54*, 56**, 58**, 60**
36	30, 32, 34, 36, 38, 40, 42

* 1x upcharge ** 2x upcharge
Imported Model: 6'1" | 32"x30" | L

Highland Flex Ripstop Straight Leg Pant

P918

Fabric: 6.6 oz. 72% cotton 24% polyester
4% spandex ripstop

Black
(BK)

Navy
(NV)

Putty
(PTY)

Slate
(SLA)

- Water, stain, and oil repellent
- Relaxed fit, straight leg, articulated knees, stretch ripstop fabric and crotch gusset for maximum comfort

Inseam:	Waist:
30	30, 31, 32, 33, 34, 35, 36, 38, 40, 42, 44*, 46*, 48*, 50*, 52*, 54*, 56**, 58**, 60**
32	30, 31, 32, 33, 34, 35, 36, 38, 40, 42, 44*, 46*, 48*, 50*, 52*, 54*, 56**, 58**, 60**
34	30, 32, 34, 36, 38, 40, 42, 44*, 46*, 48*, 50*, 52*, 54*, 56**, 58**, 60**
36	30, 32, 34, 36, 38, 40, 42

* 1x upcharge ** 2x upcharge
Imported

Model:
6'0" | 32"x30" | L



Highland Double-Front Duck Pant

P965

Fabric: 12 oz. 100% cotton sanded duck

Bark
(BB)

Black
(BK)

Brown
(BD)

- Side utility pockets, hammer loop and tape measure loop easily store tools
- Heavy-duty brass zipper plus brass rivets at stress points hold up to tough tasks
- Double-front leg panels, triple-needle stitched main seams and reinforced back pockets provide added durability

Inseam:	Waist:
30	30, 32, 34, 36, 38, 40, 42, 44*, 46*, 48*, 50*, 52*, 54*, 56**, 58**, 60**
32	30, 32, 34, 36, 38, 40, 42, 44*, 46*, 48*, 50*, 52*, 54*, 56**, 58**, 60**
34	30, 32, 34, 36, 38, 40, 42, 44*, 46*, 48*, 50*, 52*, 54*, 56**, 58**, 60**
36	30, 32, 34, 36, 38, 40, 42

* 1x upcharge ** 2x upcharge
Imported

Model:
6'1" | 36" x 34" | L



NEW!



Heartland Double-Front Carpenter Jean

P964

Shell: 12.75 oz. 100% cotton denim

Stone Wash Dark (SWD)

- Relaxed fit and straight leg for comfort
- Double-front leg panels, triple-needle stitched main seams and reinforced back pockets provide added durability
- Side utility pockets, hammer loop and tape measure loop easily store tools

Inseam:	Waist:
30	30, 32, 34, 36, 38, 40, 42, 44*, 46*, 48*, 50*, 52*, 54*, 56**, 58**, 60**
32	30, 32, 34, 36, 38, 40, 42, 44*, 46*, 48*, 50*, 52*, 54*, 56**, 58**, 60**
34	30, 32, 34, 36, 38, 40, 42, 44*, 46*, 48*, 50*, 52*, 54*, 56**, 58**, 60**
36	30, 32, 34, 36, 38, 40, 42

*1x upcharge **2x upcharge
Imported

Model:
6'2" | 36"x32" | L



Highland Flex Relaxed Fit Bootcut Jean

P622

Shell: 12.75 oz. 98% cotton 2% spandex ring-spun denim

Dark Wash (DKW)

Granite (GRA)

Limestone (LSN)

- Stretch fabric, relaxed fit and bootcut designed to fit over boots

Inseam:	Waist:
30	30, 32, 34, 36, 38, 40, 42, 44*, 46*, 48*, 50*
32	30, 32, 34, 36, 38, 40, 42, 44*, 46*, 48*, 50*
34	30, 32, 34, 36, 38, 40, 42, 44*
36	34, 36, 38, 40, 42

*1x upcharge
Imported

Model:
6'1" | 36" x 34" | L

Highland Flex Relaxed Fit Straight Leg Jean

P624

Shell: 12.75 oz.* 98% cotton 2% spandex ring-spun denim

Dark Wash
(DKW)

Granite
(GRA)

Limestone
(LSN)

Sand
(SD)

- Stretch fabric, relaxed fit and straight leg for comfortable wear
- *Sand Color is 11.5 oz. 93% cotton 5% polyester 2% spandex

Inseam:	Waist:
30	30, 32, 34, 36, 38, 40, 42, 44*, 46*, 48*, 50*
32	30, 32, 34, 36, 38, 40, 42, 44*, 46*, 48*, 50*
34	30, 32, 34, 36, 38, 40, 42, 44*
36	34, 36, 38, 40, 42

*1x upcharge
Imported

Model:
6'1" | 32"x34" | L



Highland Flex Regular Fit Straight Leg Jean

P629

Shell: 12.75 oz.* 98% cotton 2% spandex ring-spun denim

Dark Wash
(DKW)

Granite
(GRA)

Limestone
(LSN)

Sand
(SD)

- Stretch fabric, regular fit and straight leg for comfortable wear
- *Sand Color is 11.5 oz. 93% cotton 5% polyester 2% spandex

Inseam:	Waist:
30	30, 32, 34, 36, 38, 40, 42, 44*, 46*, 48*, 50*
32	30, 32, 34, 36, 38, 40, 42, 44*, 46*, 48*, 50*
34	30, 32, 34, 36, 38, 40, 42, 44*
36	34, 36, 38, 40, 42

*1x upcharge
Imported

Model:
6'0" | 32"x32" | M





Heritage Relaxed Fit Carpenter Jean

P423

Fabric: 12.75 oz. 100% cotton ring-spun denim

Classic Stone Wash
(CSW)

Stone Wash Dark
(SWD)

- Relaxed fit and straight leg for comfort
- Side utility pockets and hammer loop to keep essentials within reach
- Brass fly zipper
- Standard denim
- Improved fit

Inseam:	Waist:
29	34, 36, 38, 40, 42
30	30, 32, 34, 36, 38, 40, 42, 44*, 46*, 48*, 50*, 52*, 54*, 56**, 58**, 60**
32	30, 32, 34, 36, 38, 40, 42, 44*, 46*, 48*, 50*, 52*, 54*, 56**, 58**, 60**
34	30, 32, 34, 36, 38, 40, 42, 44*, 46*, 48*, 50*, 52*, 54*, 56**, 58**, 60**
36	30, 32, 34, 36, 38, 40, 42

*1x upcharge **2x upcharge
Imported

Model:
6'1" | 32"x 30" | L



Heritage Relaxed Fit Straight Leg Jean

P422

Fabric: 12.75 oz. 100% cotton ring-spun denim

Classic Stone Wash
(CSW)

Stone Wash Dark
(SWD)

- Relaxed fit and straight leg for comfort
- Brass fly zipper and brass rivets on front stress points stand up to any job
- 5-pocket design for a classic look
- Standard denim
- Improved fit

Inseam:	Waist:
29	34, 36, 38, 40, 42
30	30, 32, 34, 36, 38, 40, 42, 44*, 46*, 48*, 50*, 52*, 54*, 56**, 58**, 60**
32	30, 32, 34, 36, 38, 40, 42, 44*, 46*, 48*, 50*, 52*, 54*, 56**, 58**, 60**
34	30, 32, 34, 36, 38, 40, 42, 44*, 46*, 48*, 50*, 52*, 54*, 56**, 58**, 60**
36	30, 32, 34, 36, 38, 40, 42

*1x upcharge **2x upcharge
Imported

Model:
6'1" | 36" x 34" | L

Heartland Flex Relaxed Fit Carpenter Jean

P425

Fabric: 12.75 oz. 98% cotton 2% spandex denim

Fabric (Sand): 11.5 oz. 93% cotton 5% polyester 2% spandex

Classic Stone Wash (CSW)

Sand (SD)

Stone Wash Dark (SWD)

- Stretch fabric, relaxed fit and straight leg for comfortable wear
- *Sand Color is 11.5 oz. 93% cotton 5% polyester 2% spandex

Inseam:	Waist:
30	30, 32, 34, 36, 38, 40, 42, 44*, 46*, 48*, 50*, 52*, 54*, 56**, 58**, 60**
32	30, 32, 34, 36, 38, 40, 42, 44*, 46*, 48*, 50*, 52*, 54*, 56**, 58**, 60**
34	30, 32, 34, 36, 38, 40, 42, 44*, 46*, 48*, 50*, 52*, 54*
36	30, 32, 34, 36, 38, 40, 42

*1x upcharge ** 2x upcharge
Imported

Model:
6'0" | 32"x32" | M



Heartland Flex Relaxed Fit Straight Leg Jean

P424

Fabric: 12.75 oz. 98% cotton 2% spandex denim

Fabric (Sand): 11.5 oz. 93% cotton 5% polyester 2% spandex

Classic Stone Wash (CSW)

Sand (SD)

Stone Wash Dark (SWD)

- Stretch fabric, relaxed fit and straight leg for comfortable wear
- *Sand Color is 11.5 oz. 93% cotton 5% polyester 2% spandex

Inseam:	Waist:
30	30, 32, 34, 36, 38, 40, 42, 44*, 46*, 48*, 50*, 52*, 54*, 56**, 58**, 60**
32	30, 32, 34, 36, 38, 40, 42, 44*, 46*, 48*, 50*, 52*, 54*, 56**, 58**, 60**
34	30, 32, 34, 36, 38, 40, 42, 44*, 46*, 48*, 50*, 52*, 54*
36	30, 32, 34, 36, 38, 40, 42

*1x upcharge ** 2x upcharge
Imported

Model:
6'1" | 32"x34" | L





Heartland Flannel-Lined Denim Dungaree

P2213

Shell: 12.5 oz. 100% cotton washed denim

Lining: Medium-weight cotton flannel

Stone Wash Dark
(SWD)

- Relaxed fit, straight leg and felled inseams for comfortable wear
- Button front with brass fly zipper and reinforced bartacks at stress points keep up with the workday
- Side utility pockets, hammer loop and fortified back pockets easily store tools

Length:	Size:
30	30, 31, 32, 33, 34, 36, 38, 40, 42, 44*, 46*, 48*, 50*, 52*, 54*, 56**, 58**, 60**
32	30, 31, 32, 33, 34, 36, 38, 40, 42, 44*, 46*, 48*, 50*, 52*, 54*, 56**, 58**, 60**
34	30, 31, 32, 33, 34, 36, 38, 40, 42, 44*, 46*, 48*, 50
36	32, 33, 34, 36, 38, 40, 42

*1x upcharge **2x upcharge
Imported

Model:
6'1" | 32" x 30" | L



Heartland Fleece-Lined Denim Jean

P7214

Shell: 12.5 oz 100% cotton denim

Lining: Arctic-weight polyester polar fleece

Stone Wash Dark
(SWD)

- Relaxed fit and straight leg for comfort
- Arctic-weight polar fleece lining traps heat in frigid conditions
- Button front with brass fly zipper and reinforced bartacks at stress points keep up with the workday
- 5-pocket design for a classic look

Length:	Size:
30	30, 31, 32, 33, 34, 36, 38, 40, 42, 44*, 46*
32	30, 31, 32, 33, 34, 36, 38, 40, 42, 44*, 46*
34	30, 31, 32, 33, 34, 36, 38, 40, 42
36	34, 36

*1x upcharge
Imported

Model:
5'6" | 32" x 34" | L





Heartland Flex Duck Work Short S922

Fabric: 7 oz. 98% cotton 2% lycra twill



- Relaxed fit and stretch fabric for optimal mobility and comfort
- Brass fly zipper and triple-needle stitched main seams hold up to any task
- Two front pockets, two cargo pockets and back pockets with hook/loop closure and cell phone pocket provide plenty of storage
- 11-inch inseam

Length:	Size:
Regular	30, 32, 34, 36, 38, 40, 42, 44*, 46*, 48*, 50*, 52*, 54*


*1x upcharge
Imported

Model:
6'1" | 32"x34" | L

Heartland Flex Ripstop Cargo Short

S928

Fabric: 6.6 oz. 72% cotton 24% polyester 4% spandex



- Ripstop fabric resists tearing
- Relaxed fit and stretch fabric for optimal mobility and comfort
- Brass fly zipper and triple-needle stitched main seams hold up to any task
- Two front pockets, two cargo pockets and two back pockets, right with pocket flap keep essentials on hand
- 11-inch inseam

Length:	Size:
Regular	30, 32, 34, 36, 38, 40, 42, 44*, 46*, 48*, 50*, 52*, 54*

*1x upcharge
Imported

Model:
6'0" | 32"x30" | L

Heartland Flex Duck Work Short S921

Fabric: 7.8 oz. 98% cotton 2% spandex duck

**Timber Khaki
(T1KH)**

- Relaxed fit and stretch fabric for optimal mobility and comfort
- Two front pockets, reinforced back pockets, one side utility pocket and two tape measure loops keep tools handy
- Brass fly zipper and triple-needle stitched main seams hold up to any task
- 11-inch inseam

Length:	Size:
Regular	30, 32, 34, 36, 38, 40, 42, 44*, 46*, 48*, 50*, 52*, 54*

* 1x upcharge
Imported

Model:
5'6" | 32" x 34" | L



OUTERWEAR ACCESSORIES

BASICS - MEN'S

SAFETY FLAME RESISTANT CONCEALED CARRY CAMOUFLAGE



Heritage Unlined Washed Denim Bib Overall

B910

Fabric: 10 oz. 100% cotton denim

Stone Wash Dark (SWD)

- Generously sized with adjustable bib straps for comfortable wear
- Heavy-duty brass buckles, brass fly zipper and triple-needle stitched main seams built to last
- Bib pocket with zipper, front patch pocket with snap closure, front multi-tool pockets, side utility pockets, hammer loop and reinforced back pockets for quick storage

Length:	Size:
28	32, 34, 36, 38, 40, 42, 44*, 46*
30	32, 34, 36, 38, 40, 42, 44*, 46*
32	30, 32, 34, 36, 38, 40, 42, 44*, 46*, 48*, 50*, 52*, 54*, 56**, 58**, 60**
34	32, 34, 36, 38, 40, 42, 44*, 46*, 48*, 50*
36	32, 34, 36, 38, 40, 42

* 1x upcharge ** 2x upcharge
Imported

Model:
6'1" | 32"x34" | L



Heritage Unlined Duck Bib Overall

B1067

Fabric: 10 oz. 100% cotton duck

Black (BK)

Brown (BD)


Realtree Edge® (EDG)

- Water-repellent finish to keep you dry no matter the job
- Generously sized with adjustable elasticized bib straps and knee-length zipper for a comfortable fit
- Zippered chest pocket, patch pocket with snap closure, side utility pockets and hammer loop keep tools handy

Length:	Size:
28	32, 34, 36, 38, 40, 42, 44*, 46*
30	32, 34, 36, 38, 40, 42, 44*, 46*
32	30, 32, 34, 36, 38, 40, 42, 44*, 46*, 48*, 50*, 52*, 54*, 56**, 58**, 60**
34	32, 34, 36, 38, 40, 42, 44*, 46*, 48*, 50*
36	32, 34, 36, 38, 40, 42

* 1x upcharge ** 2x upcharge
Imported

Model:
6'0" | 32"x32" | M





Heartland Unlined Washed Duck Bib Overall

B1068

Fabric: 12 oz. 100% cotton sanded duck

**Bark
(BB)**

**Black
(BK)**

- Generously sized with adjustable elasticized bib straps for comfortable wear
- Covered knee-length zipper adjusts to fit over boots
- Zippered chest pocket, patch pocket with snap closure, side utility pockets and hammer loop keep tools handy

Length:	Size:
XS - 28	32, 34, 36, 38, 40, 42, 44*, 46*
S - 30	30, 32, 34, 36, 38, 40, 42, 44*, 46*, 48*, 50*, 52*, 54*, 56**, 58**, 60**
R - 32	30, 32, 34, 36, 38, 40, 42, 44*, 46*, 48*, 50*, 52*, 54*, 56**, 58**, 60**
T - 34	32, 34, 36, 38, 40, 42, 44*, 46*, 48*, 50*
XT - 36	32, 34, 36, 38, 40, 42

* 1x upcharge ** 2x upcharge
Imported

Model:
6'1" | 32"x34" | L



Heritage Unlined Denim Bib Overall

B1212

Fabric: 10 oz. 100% cotton denim

**Denim
(DN)**

- Heavy-duty brass buckles, brass fly zipper and triple-needle stitched main seams built to last
- Generously sized with adjustable bib straps for comfortable wear
- Bib pocket with snap closures, double tool pocket, hammer loop and reinforced back pockets keep tools safe and secure

Length:	Size:
XS - 28	32, 34, 36, 38, 40, 42, 44*, 46*
S - 30	30, 32, 34, 36, 38, 40, 42, 44*, 46*, 48*, 50*, 52*, 54*, 56**, 58**, 60**
R - 32	30, 32, 34, 36, 38, 40, 42, 44*, 46*, 48*, 50*, 52*, 54*, 56**, 58**, 60**
T - 34	32, 34, 36, 38, 40, 42, 44*, 46*, 48*, 50*, 52*, 54*, 56**, 58**, 60**
XT - 36	30, 32, 34, 36, 38, 40, 42, 44*

* 1x upcharge ** 2x upcharge
Imported

Model:
6'0" | 32"x30" | L

Highland Flex Unlined Duck Bib Overall

B1069

Fabric: 7.8 oz. 98% cotton 2% sanded duck

Brown
(BD)

Slate
(SLA)

- Stretch fabric increases range of motion
- Adjustable elasticized bib straps for a custom fit
- Reinforced knees with slot for kneepads allow for more comfortable wear
- Multi-tool bib pocket with zipper closure and side utility pockets for secure storage

Length:	Size:
28	32, 34, 36, 38, 40, 42, 44*
30	32, 34, 36, 38, 40, 42, 44*, 46*
32	30, 32, 34, 36, 38, 40, 42, 44*, 46*, 48*, 50*, 52*, 54*, 56**, 58**, 60**
34	32, 34, 36, 38, 40, 42, 44*, 46*, 48*, 50*
36	32, 34, 36, 38, 40, 42

*1x upcharge ** 2x upcharge
Imported

Model:
6'0" | 32"x30" | L



Highland Unlined Washed Flex Denim Bib Overall

B911

Fabric: 12 oz. 95% cotton 3% polyester 2% spandex denim

Granite
(GRA)

- Adjustable elasticized bib straps for a custom fit
- Stretch fabric increases range of motion
- Reinforced knees with slot for kneepads allow for more comfortable wear
- Multi-tool bib pocket with zipper closure, side utility pockets and hammer loop give easy access to essentials

Length:	Size:
28	32, 34, 36, 38, 40, 42, 44*, 46*
30	32, 34, 36, 38, 40, 42, 44*, 46*
32	30, 32, 34, 36, 38, 40, 42, 44*, 46*, 48*, 50*, 52*, 54*, 56**, 58**, 60**
34	32, 34, 36, 38, 40, 42, 44*, 46*, 48*, 50*
36	32, 34, 36, 38, 40, 42

*1x upcharge ** 2x upcharge
Imported

Model:
6'0" | 32"x32" | M





Heritage Unlined Hickory Stripe Bib Overall

B1214

Fabric: 10 oz. 100% cotton



- Generously sized with adjustable bib straps for comfortable wear
- Heavy-duty brass buckles, brass fly zipper and triple-needle stitched main seams built to last
- Bib pocket with snap closures, double tool pocket, hammer loop and reinforced back pockets keep tools safe and secure

Length:	Size:
XS - 28	32, 34, 36, 38, 40, 42, 44*, 46*
S - 30	30, 32, 34, 36, 38, 40, 42, 44*, 46*, 48*, 50*, 52*, 54*, 56**, 58**, 60**
R - 32	30, 32, 34, 36, 38, 40, 42, 44*, 46*, 48*, 50*, 52*, 54*, 56**, 58**, 60**
T - 34	32, 34, 36, 38, 40, 42, 44*, 46*, 48*, 50*
XT - 36	32, 34, 36, 38, 40, 42

* 1x upcharge ** 2x upcharge
Imported

Model:
6'2" | 33"x32" | L

VINTAGE



Vintage Washed Duck Bib Overall

B914

Fabric: 12 oz. 100% cotton sanded duck

**Black
(BK) - New**

**Brown
(BD)**

- Washed cotton for a comfortable feel and vintage look
- Zippered multi-tool bib pocket, side utility pockets, hammer loop and reinforced back pockets keep tools handy
- Heavy-duty brass buckles, brass fly zipper and triple-needle stitched main seams hold up to any task

Length:	Size:
XS - 28	30, 32, 34, 36, 38, 40, 42, 44*, 46*, 48*, 50*, 52*, 54*, 56**, 58**, 60**, 62**, 64**, 66**, 68***
S - 30	28, 30, 32, 34, 36, 38, 40, 42, 44*, 46*, 48*, 50*, 52*, 54*, 56**, 58**, 60**, 62**, 64**, 66**, 68***
R - 32	28, 30, 32, 34, 36, 38, 40, 42, 44*, 46*, 48*, 50*, 52*, 54*, 56**, 58**, 60**
T - 34	32, 34, 36, 38, 40, 42, 44*, 46*, 48*, 50*, 52*, 54*, 56**, 58**, 60**
XT - 36	32, 34, 36, 38, 40, 42, 44*

* 1x upcharge ** 2x upcharge
***3X upcharge
Imported

Model:
6'1" | 32"x34" | L

Vintage Unlined Washed Denim Bib Overall

B913

Fabric: 10.5 oz. 100% cotton denim

Denim
(DN)

Light Denim
(LDN)

- Washed cotton for a comfortable feel and vintage look
- Zippered multi-tool bib pocket, side utility pockets, hammer loop and reinforced back pockets keep tools handy

Length:	Size:
XS - 28	32, 34, 36, 38, 40, 42, 44*, 46*, 48*, 50*, 52*, 54*, 56**, 58**, 60**, 62**, 64**, 66**, 68**
S - 30	28, 30, 32, 34, 36, 38, 40, 42, 44*, 46*, 48*, 50*, 52*, 54*, 56**, 58**, 60**, 62**, 64**, 66**, 68**
R - 32	28, 30, 32, 34, 36, 38, 40, 42, 44*, 46*, 48*, 50*, 52*, 54*, 56**, 58**, 60**
T - 34	32, 34, 36, 38, 40, 42, 44*, 46*, 48*, 50*, 52*, 54*, 56**, 58**, 60**
XT - 36	32, 34, 36, 38, 40, 42, 44*

* 1x upcharge ** 2x upcharge
Imported

Model:
6'1" | 32"x30" | L

VINTAGE



Heritage Short Sleeve Poplin Coverall

P700

Fabric: 5.5 oz. 55% cotton
45% polyester, preshrunk

Charcoal
(CH)

Navy
(NV)

- Action back and four-needle stitched waistband with elastic inserts provide increased range of motion
- Single snap on lapel adds function and style
- Two chest pockets, right with flap, left with pencil slot, two front pockets and two back pockets easily store essentials

Length	S 34-36	M 38-40	L 42-44	XL 46-48	2XL 50-52	*3XL 54-56	*4XL 58-60
30" Short	●	●	●	●	●	*	*
32" Reg	●	●	●	●	●	*	*
34" Tall		●	●	●	●	*	*

* 1x upcharge ** 2x upcharge
Imported

Model:
6'1" | 32"x30" | L





Heritage Unlined Cotton/Poly Blend Twill Coverall

C250

Fabric: 7.5 oz. 55% cotton
45% polyester twill, preshrunk

**Navy
(NV)**

- Action back provides increased range of motion
- Two-way brass zipper with locking slider and double snaps on lapel provide a secure fit
- Four-needle stitched waistband holds up to tough tasks
- Two chest pockets -- left with pen slot, two front pockets with side openings, two reinforced back pockets and double rule pocket keep essentials on hand

Inseam:	Chest Size:
30" Short:	36, 38, 40, 42, 44, 46, 48, 50, 52, 54, 56*, 58*, 60*, 62*
32" Reg:	36, 38, 40, 42, 44, 46, 48, 50, 52, 54, 56*, 58*, 60*, 62*
34" Tall:	38, 40, 42, 44, 46, 48, 50, 52, 54, 56*, 58*, 60*, 62*

* 1x upcharge
Imported

Model:
5'11" | 30"x32" | M



Highland Flex Cotton Unlined Coverall

C260

Fabric: 7 oz. 98% cotton 2% lycra twill, preshrunk

**Black
(BK)**

**Navy
(NV)**

**Spruce Green
(SG)**

- Horizontal stretch fabric and action back provide optimal mobility
- Two-way brass zipper with locking slider and double snaps on lapel provide a secure fit
- Four-needle stitched waistband holds up to tough tasks
- Two chest pockets -- left with pen slot, two front pockets with side openings, two reinforced back pockets and double rule pocket keep essentials on hand

Inseam:	Chest Size:
30" Short:	36, 38, 40, 42, 44, 46, 48, 50, 52, 54, 56*, 58*, 60*, 62*
32" Reg:	36, 38, 40, 42, 44, 46, 48, 50, 52, 54, 56*, 58*, 60*, 62*
34" Tall:	38, 40, 42, 44, 46, 48, 50, 52, 54, 56*, 58*, 60*, 62*

* 1x upcharge
Imported

Model:
6'1" | 32"x34" | L

Heritage Deluxe Unlined Cotton/ Poly Blend Twill Coverall

C210

Fabric: 7.5 oz. 55% cotton 45% polyester twill


**Navy
(NV)**

- Action back and four-needle stitched waistband with elastic inserts provide increased range of motion
- Two snaps on lapel and hidden snaps on cuffs provide an adjustable fit
- Two-way brass zipper with locking slider, safety-stitched seams and reinforced bartacks at all stress points keep up with the workday
- Two brass zippered chest pockets, two pen slots on left sleeve, two front pockets with side openings, two reinforced back pockets -- left with brass zipper, double rule pockets on right leg and hammer loop on left leg keep tools handy

Length:	Chest Size:
30" Short:	S, M, L, XL, 2XL, 3XL*, 4XL*
32" Reg:	S, M, L, XL, 2XL, 3XL*, 4XL*
34" Tall:	M, L, XL, 2XL, 3XL*, 4XL*

* 1x upcharge
Imported

Model:
6'0" | 32"x32" | M



Heritage Fisher Stripe Unlined Coverall

C120

Fabric: 10 oz. 100% yarn-dyed cotton, preshrunk

**Fisher Stripe
(FS)**

- Two snaps on lapel and hidden snaps on cuffs provide an adjustable fit
- Four-needle stitched waistband with elastic inserts provides increased range of motion
- Two-way brass zipper with locking slider, safety-stitched seams and reinforced bartacks at all stress points keep up with the workday
- Two chest pockets -- right with flap, left with pencil slot -- two front pockets with side openings, two reinforced back pockets, double rule pockets and hammer loop house various essentials

Length:	Size:
30" Short:	S, M, L, XL, 2XL, 3XL*, 4XL*, 4XL*
32" Reg:	S, M, L, XL, 2XL, 3XL*, 4XL*
34" Tall:	M, L, XL, 2XL, 3XL*, 4XL*

* 1x upcharge
Imported

Model:
6'1" | 32"x30" | L





Heritage Deluxe Unlined Cotton Twill Coverall

C230
Fabric: 8.2 oz. 100% cotton twill, preshrunk

Navy (NV)

- Action back and four-needle stitched waistband with elastic inserts provide increased range of motion
- Two snaps on lapel and hidden snaps on cuffs provide an adjustable fit
- Two-way brass zipper with locking slider, safety-stitched seams and reinforced bartacks at all stress points keep up with the workday

Length:	Chest Size:
30" Short:	36, 38, 40, 42, 44, 46, 48, 50, 52, 54, 56*, 58*, 60*, 62*
32" Reg:	36, 38, 40, 42, 44, 46, 48, 50, 52, 54, 56*, 58*, 60*, 62*
34" Tall:	38, 40, 42, 44, 46, 48, 50, 52, 54, 56*, 58*, 60*, 62*

*1x upcharge
 Imported

Model:
 6'1" | 32"x34" | L



Highland Short Sleeve Flex Poplin Coverall

P710
Fabric: 7.2 oz. 98% cotton
 2% lycra twill, preshrunk

Navy (NV)

- Stretch fabric and pleated action back allow for ease of motion
- Two-way brass front zipper with locking slider and reinforced bartacks at all stress points keep up with the workday
- Two chest pockets, right with flap, left with pencil slot, two front pockets and two back pockets easily store essentials
- Single snap on lapel adds function and style

Length	S 34-36	M 38-40	L 42-44	XL 46-48	2XL 50-52	*3XL 54-56	*4XL 58-60
30" Short	●	●	●	●	●	*	*
32" Reg	●	●	●	●	●	*	*
34" Tall		●	●	●	●	*	*

*1x upcharge
 Imported

Model:
 6'0" | 32"x32" | M

Heritage Zippered Leg Unlined Cotton Twill Coverall

C125

Fabric: 8.2 oz. 100% cotton twill, preshrunk

**Navy
(NV)**

- Four-needle stitched waistband with elastic inserts provide increased range of motion
- Two snaps on lapel and hidden snaps on cuffs provide an adjustable fit
- Two-way brass zipper with locking slider, 14" brass leg zipper, safety-stitched seams and reinforced bartacks at all stress points handle tough tasks
- Two chest pockets -- right with flap, left with pencil slot -- two front pockets with side openings, two reinforced back pockets, double rule pockets and hammer loop house various essentials

Length:	Size:
30" Short:	S, M, L, XL, 2XL, 3XL*, 4XL*
32" Reg:	S, M, L, XL, 2XL, 3XL*, 4XL*
34" Tall:	M, L, XL, 2XL, 3XL*, 4XL*

* 1x upcharge
Imported

Model:
6'1" | 32"x34" | L



OUTERWEAR ACCESSORIES

BASICS - MEN'S

SAFETY FLAME RESISTANT CONCEALED CARRY CAMOUFLAGE

BASICS

WOMEN'S

WEAR YOUR WORKWEAR ANYWHERE

From planting to a picnic in the park, and everything in between, we've got you covered.

- 110 T-Shirts
- 113 Pants
- 114 Unlined Bib Overalls
- 116 Unlined Coveralls
- 118 Youth

Logo Trucker Cap | Cedar Green
Women's Performance V-Neck Short Sleeve Tee | Lichen
Women's Full-Zip Hooded Sweatshirt | Black
Women's Flex Softstone Duck Pant | Titanium





**Women's Performance
V-Neck Short Sleeve Tee
BSW40**

Fabric: 4.2 oz. 60% cotton 40% polyester jersey
Heather Grey: 88% Cotton 12% Polyester

- Moisture-wicking technology dries sweat quickly
- Stain release keeps this top looking new
- Classic, more relaxed fit for comfortable wear
- Taped neck seam and tagless neck label prevent chafing
- Stain release keeps this tee looking new

Aqua (AQA)	Black (BK)
Coral (Heathered) (CRL)	Scuba Blue (SCB)
Lichen (Heathered) (LCN)	Violet (VT)
Mauve (Heathered) (MV)	Light Magenta (Heathered) (LMG)
Grape (Heathered) (GP)	Tomato (TOM) - <i>New</i>
Ultramarine Blue (Heathered) (UB) - <i>New</i>	Chicken (QCG) - <i>New</i>
Heather Grey (GY) - <i>New</i>	Animal (QAY) - <i>New</i>
Forest Camo (QFC) - <i>New</i>	

Length:	Size:
Regular	XS, S, M, L, XL, 2XL, 3XL*, 4XL*

*1x upcharge
Imported

Model:
5'10" | M | 5/6

Chicken (QCG) - <i>Enlarged</i>
Animal (QAY) - <i>Enlarged</i>
Forest Camo (QFC) - <i>Enlarged</i>

Women's Performance Tank

BSW41

Fabric: 5.8 oz. 60% cotton 40% polyester rib-knit

Heather Grey: 88% Cotton 12% Polyester

Aqua
(AQA)

Black
(BK)

Coral (Heathered)
(CRL)

Light Magenta
(LMG)

Violet
(VT)

Heather Grey
(GY) - *New*

Tomato (Heathered)
(TOM) - *New*

Forest Camo
(QFC) - *New*

- Moisture-wicking technology dries sweat quickly
- Stain release keeps this top looking new
- Classic, more relaxed fit for comfortable wear
- Tagless neck label to prevent chafing

Length: **Size:**

Regular XS, S, M, L, XL, 2XL, 3XL*, 4XL*

* 1x upcharge
Imported

Model:
5' 4" | L | 8



Women's Performance Short Sleeve Tee

BSW38

Fabric: 4.2 oz. 60% cotton 40% polyester jersey

Black
(BK)

Lichen (Heathered)
(LCN)

Light Magenta
(LMG)

Violet
(VT)

Lead (Heathered)
(LED)

Mauve (Heathered)
(MV)

Ultramarine Blue
(UB) - *New*

Dark Teal (Heathered)
(DTL) - *New*

- Moisture-wicking technology dries sweat quickly
- Stain release keeps this top looking new
- Classic, more relaxed fit for comfortable wear
- Taped neck seam and tagless neck label prevent chafing

Length: **Size:**

Regular XS, S, M, L, XL, 2XL, 3XL*, 4XL*

* 1x upcharge
Imported

Model:
5' 6" | S | 6





Women's Heavyweight Rib-Knit Long Sleeve Henley

BSW43

Fabric: 7 oz. 58% cotton 39% polyester 3% spandex rib knit

Eucalyptus (Heathered)
(EU) - New

Graphite (Heathered)
(GPH)

Heather Grey
(GY)

Maroon (Heathered)
(MN)

Steel Blue Heathered)
(SLB)

- Triple-needle stitched main seams hold up to tough tasks
- Tagless neck label prevents chafing
- Long sleeves with rib-knit cuffs keep you comfortable on cooler days

Length:	Size:
Regular	XS, S, M, L, XL, 2XL, 3XL*, 4XL*

*1x upcharge
Imported

Model:
5'10" | M | 5/6

Women's Performance V-Neck Long Sleeve Tee

BSW42

Fabric: 4.2 oz 60% cotton 40% polyester jersey

Black (Heathered)
(BK)

Lichen (Heathered)
(LCN)

Mauve (Heathered)
(MV)

Midnight Rain (Heathered)
(MDN) - New

- Moisture-wicking technology dries sweat quickly
- Stain release keeps this top looking new
- Long sleeves with rib-knit cuffs keep you comfortable on cooler days
- Taped neck seam and tagless neck label prevent chafing

Length:	Size:
Regular	XS, S, M, L, XL, 2XL, 3XL*, 4XL*

*1x upcharge
Imported

Model:
5'10" | M | 5/6

Women's Signature Long Sleeve Performance Tee

BSW44

Fabric: 4.2 oz. 60% cotton 40% polyester jersey

Graphite (Heathered)
(GPH)

Mauve (Heathered)
(MV)

- Moisture-wicking technology dries sweat quickly
- Stain release keeps this tee looking new
- Classic, more relaxed fit for comfortable wear
- Taped neck seam and tagless neck label prevent chafing

Length:	Size:
Regular	S, M, L, XL, 2XL, 3XL*, 4XL*

*1x upcharge
Imported

Model:
5' 4" | L | 8



Women's Flex Softstone Duck Pant

WP922

Fabric: 7.96 oz. 98% cotton 2% spandex sanded duck

Brown
(BD)

Titanium
(TNM)

Tuscan
(TSN)

- Washed, stretch fabric for added mobility and comfort
- Two front pockets plus side utility pockets for extra storage
- Triple-needle stitched main seams, reinforced knees and back leg hem and crotch gusset hold up to the day's work

Length:	Size:
Short	4, 6, 8, 10, 12, 14, 16*, 18*, 20**
Regular	4, 6, 8, 10, 12, 14, 16*, 18*, 20**
Tall	4, 6, 8, 10, 12, 14, 16*, 18*

*1x upcharge **2x upcharge
Imported

Model:
5' 6" | S | 6





Women's Flex Softstone Duck Unlined Bib Overall

WB922

Fabric: 7.8 oz. 98% cotton 2% spandex
sanded duck

Brown
(BD)

Titanium
(TNM)

Tuscan
(TSN)

- Washed, stretch fabric for added mobility and comfort
- Adjustable waist and elasticized bib straps for optimal fit
- Reinforced knees and back leg hem plus triple-needle stitched main seams keep up with the day's demands
- Multi-tool bib pocket with zipper closure, side utility pockets and tape measure opening keep tools handy

Length:	Size:
Short	S, M, L, XL, 2XL, 3XL*, 4XL*
Regular	S, M, L, XL, 2XL, 3XL*, 4XL*
Tall	S, M, L, XL, 2XL, 3XL*, 4XL*

*1x upcharge
Imported

Model:
5'6" | S | 6

Women's Softstone Fleece-Lined Traditional Bib Overall

WB522

Shell: 7.8 oz. 98% cotton 2% spandex
sanded duck

Lining: Heavyweight polyester fleece

Brown
(BD)

Titanium
(TNM)

- Adjustable waist and elasticized bib straps for optimal fit and flexibility
- Fleece-lined to trap heat
- Reinforced knees and back leg hem plus triple-needle stitched main seams keep up with the day's demands
- Multi-tool bib pocket with zipper closure, utility pockets, and tape measure opening keep tools handy
- Designed to be worn over leggings

Length:	Size:
Short	S, M, L, XL, 2XL, 3XL*, 4XL*
Regular	S, M, L, XL, 2XL, 3XL*, 4XL*
Tall	S, M, L, XL, 2XL, 3XL*, 4XL*

*1x upcharge
Imported

Model:
5'10" | M | 5/6

NEW!



Women's Softstone Traditional Insulated Bib Overall

WB517

Shell: 10 oz. 100% cotton sanded duck

Lining: Medium-weight insulation quilted to polyester taffeta

Black
(BK)

Brown
(BD)

Titanium
(TNM)


- Adjustable waist and elasticized bib straps for optimal fit and flexibility
- Heavy-duty brass leg zippers with snap closure for easy on and off
- Multi-tool bib pocket with zipper closure, utility pockets, and tape measure opening keep tools handy

Length:	Size:
Short	S, M, L, XL, 2XL, 3XL*, 4XL*
Regular	S, M, L, XL, 2XL, 3XL*, 4XL*
Tall	S, M, L, XL, 2XL, 3XL*, 4XL*

* 1x upcharge
Imported

Model:
5'10" | M | 5/6

NEW!



Women's Vintage Washed Flex Hickory Stripe Bib Overall

WB924

Fabric: 8 oz. 98% cotton 2% spandex twill

Hickory Stripe
(HS)

- Washed, stretch fabric for added mobility and comfort
- Adjustable waist and elasticized bib straps for optimal fit
- Multi-tool bib pocket with zipper closure, side utility pockets and tape measure opening keep tools handy

Length:	Size:
Short	S, M, L, XL, 2XL, 3XL*, 4XL*
Regular	S, M, L, XL, 2XL, 3XL*, 4XL*
Tall	S, M, L, XL, 2XL, 3XL*, 4XL*

* 1x upcharge
Imported

Model:
5'10" | M | 5/6

NEW!

VINTAGE



NEW!

VINTAGE



Women's Vintage Washed Flex Denim Bib Overall

WB925

Fabric: 8 oz. 79% cotton 19% polyester 2% spandex denim

Indigo
(IND)

- Washed, stretch fabric for added mobility and comfort
- Adjustable waist and elasticized bib straps for optimal fit
- Multi-tool bib pocket with zipper closure, side utility pockets and tape measure opening keep tools handy

Length:	Size:
Short	S, M, L, XL, 2XL, 3XL*, 4XL*
Regular	S, M, L, XL, 2XL, 3XL*, 4XL*
Tall	S, M, L, XL, 2XL, 3XL*, 4XL*

* 1x upcharge
Imported

Model:
5'10" | M | 5/6

NEW!



Women's Highland Flex Cotton Unlined Coverall

WC262

Fabric: 7.2 oz. 98% cotton 2% Lycra® twill, preshrunk

Navy
(NV)

- Stretch fabric, full-waist elastic, and pleated action back allow for ease of motion
- Two-way brass front zipper with locking slider and reinforced bartacks at all stress points keep up with the workday
- Two chest pockets, right with flap, left with pencil slot, two front pockets, two back pockets and lower utility pocket easily store essentials
- Single snap on lapel adds function and style

Length:	Size:
Short	S, M, L, XL, 2XL, 3XL*, 4XL*
Regular	S, M, L, XL, 2XL, 3XL*, 4XL*
Tall	S, M, L, XL, 2XL, 3XL*, 4XL*

* 1x upcharge
Imported

Women's Flex Softstone Duck Unlined Bib Overall | Titanium
Logo Trucker Cap | Graphite



NEW!



Youth Performance Short Sleeve Pocket Tee

BSY38

Shell: 4.2 oz. 60% cotton 40% polyester jersey
Heather Grey: 88% cotton 12% polyester jersey

- Moisture-wicking technology dries sweat quickly
- Stain release keeps this tee looking new
- Left chest pocket for quick storage
- Taped neck seam and tagless neck label prevent chafing

Heather Grey (GY)

Pine (Heathered) (PN)

Steel Blue (Heathered) (SLB)

Deep Red (Heathered) (DR)

Mauve (Heathered) (MV)

Forest Camo (QFC)

Length:	Size:
Regular	XS, S, M, L, XL

Imported

Youth Honey Bear Pocket Tee

BSY13

Fabric: 4.3 oz. jersey, 60% cotton 40% polyester

Brick
(BRK)

- Moisture-wicking technology dries sweat quickly
- Stain release keeps this tee looking new
- Taped neck seam and tagless neck label prevent chafing
- Chest pocket easily stores small items

Length:	Size:
Regular	XS, S, M, L, XL

Imported

NEW!



Youth Ham-Bear-Grrr Logo T-Shirt

BSY300

Fabric: 4.3 oz. jersey, 60% cotton 40% polyester

Blue (Heathered)
(BL)

- Stain release keeps this tee looking new
- Moisture-wicking technology dries sweat quickly
- Taped neck seam and tagless neck label prevent chafing

Length:	Size:
Regular	XS, S, M, L, XL

Imported

NEW!



NEW!



Youth Outdoor Logo T-Shirt BSY301

Fabric: 4.3 oz. jersey, 60% cotton 40% polyester

Cedar Green
(CDG)

- Moisture-wicking technology dries sweat quickly
- Stain release keeps this tee looking new
- Taped neck seam and tagless neck label prevent chafing

Length:	Size:
Regular	XS, S, M, L, XL

Imported

NEW!



Youth Big Bear Barn T-Shirt BSY304

Fabric: 4.3 oz. jersey, 60% cotton 40% polyester

Deep Red
(DRD)

- Moisture-wicking technology dries sweat quickly
- Stain release keeps this tee looking new
- Taped neck seam and tagless neck label prevent chafing

Length:	Size:
Regular	XS, S, M, L, XL

Imported

Youth Duck Carpenter Pant

BYP83

Fabric: 5.9 oz. 100% cotton duck

Brown
(BD)

Navy
(ND)

- Relaxed fit and straight leg for comfort
- Hidden elastic waist pull-tab adjustments for optimal fit
- Triple-needle stitched main seams provide added durability
- Side utility pockets and hammer loop easily store tools

Length:

Size:

Regular

4, 5, 6, 7, 8, 10, 12, 14, 16

Imported

NEW!



Youth Vintage Washed Unlined Duck Bib Overall

BB914

Fabric: 10 oz. 100% cotton sanded duck

Brown
(BD)

- Washed for softer feel and sized for comfortable wear
- Heavy-duty brass buckles, reinforced back pockets and triple-needle stitched main seams hold up to work and play
- Snap-close bib pocket, side utility pockets and reinforced back pockets easily store essentials
- Faux fly zipper for that classic look

Length:


Size:

Regular

4, 5, 6, 7, 8, 10, 12, 14, 16, 18

Imported

VINTAGE



SAFETY

BERNEHV
HI-VISIBILITY

BE SEEN. WORK SAFE.

Designed for the hard workers whose safety depends on being seen, we offer a robust Enhanced Visibility and Certified Hi Vis product line including feature-rich bibs, jackets, vests and more.



ANSI-certified products ensure that you are visible while on the job site.



From birdseye mesh to heavyweight insulation, stay safe in any weather.






Hi Vis Bucket Hat HVA157

Yellow
(YW)

- Mesh bucket hat with reflective taping for safety
- One size fits most

Imported

Model:
6'1" | 32"x34" | L



Safety Striped Arctic Insulated Bib Overall

HVNB02

Shell: 1,000 denier nylon

Lining: Arctic-weight insulation quilted to polyester taffeta

Black
(BK)

- Waterproof fabric with wind and abrasion resistance creates a barrier against tough conditions
- Two-way brass zipper, reinforced knees and triple-needle stitched main seams hold up to tough tasks
- Full-length heavy-duty brass leg zipper and adjustable leg snaps make for easy on and off
- 2" reflective tape and X-back design help to increase visibility

Length:	Size:
Short	S, M, L, XL, 2XL, 3XL*, 4XL*
Regular	S, M, L, XL, 2XL, 3XL*, 4XL*
Tall	M, L, XL, 2XL, 3XL*, 4XL*

*1x upcharge
Imported

Model:
6' 3" | 36" x 34" | XL

Hi Vis Class 3 Hooded Softshell Jacket

HVJS206

Fabric: 8 oz. polyester softshell bonded to microfleece

Yellow
(YW)

HV ANSI CLASS 3

- Wind and water resistant, yet, breathable fabric blocks the elements while maintaining air flow
- Adjustable three-piece hood, adjustable cuffs and elastic waist cord with toggles trap the heat
- Zippered left chest and front pockets easily store essentials
- 2" reflective tape increases visibility
- ANSI/ISEA 107-2020 Type R Class 3 Certified

Length:	Size:
Regular	M, L, XL, 2XL, 3XL*, 4XL*
Tall	L, XL, 2XL

*1x upcharge
Imported

Model:
6'1" | 32"x34" | L



Hi Vis Thermal-Lined Hooded Sweatshirt

HVF101

Shell: 9 oz. 100% polyester fleece

Lining: 5 oz. 60% cotton 40% polyester thermal

Orange
(OR)

Yellow
(YW)

- Double-needle stitched main seams and reinforced bartacks at stress points hold up to the day's demands
- Large front pockets, plus media pocket, easily store essentials
- Durable nylon front zipper provides easy on and off

Length:	Size:
Regular	S, M, L, XL, 2XL, 3XL*, 4XL*, 5XL**, 6XL**
Tall	M, L, XL, 2XL, 3XL*, 4XL*, 5XL**, 6XL**

*1x upcharge ** 2x upcharge
Imported

Model:
6'1" | 32"x34" | L





Hi Vis Class 3 Hooded Active Jacket

HVJ571

Shell: 7.5 oz. 100% polyester twill

Lining: Heavyweight poly-fill quilted to polyester taffeta

Yellow (YW)

HV ANSI CLASS 3

- Heavy-duty brass front zipper, reinforced bartacks at stress points and triple-needle stitched main seams hold up to tough tasks
- Three inside pockets and large front pockets provide convenient storage
- 2" reflective tape increases visibility
- ANSI/ISEA 107-2020 Type R Class 3 Certified

Length:	Size:
Regular	M, L, XL, 2XL, 3XL*, 4XL*
Tall	M, L, XL, 2XL

*1x upcharge
Imported

Model:
6'0" | 32"x30" | L

Safety Striped Arctic Insulated Chore Coat

HVNCH03

Shell: 1,000 denier nylon

Shell (Orange): 1,000 denier polyester

Liner: Arctic-weight insulation quilted to polyester taffeta

Black (BK)

Orange (OR)

- Waterproof fabric with wind and abrasion resistance creates a barrier against tough conditions
- Snap off three-piece hood and hidden knit storm cuffs trap the heat
- Heavy-duty brass front zipper keeps up with the workday
- Three inside pockets and two outside chest pockets securely store essentials
- 2" reflective tape and X-back design help to increase visibility

Length:	Size:
Regular	S, M, L, XL, 2XL, 3XL*, 4XL*
Tall	M, L, XL, 2XL, 3XL*, 4XL*

*1x upcharge
Imported

Model:
6'0" | 32"x30" | L

Safety Striped Unlined Coverall

HVC250

Fabric: 7.5 oz. 55% cotton 45% polyester twill

**Navy
(NV)**

- Two-way brass zipper with locking slider holds up to tough tasks
- Two chest pockets, two front pockets with side openings, double tool pockets and two reinforced back pockets store plenty of tools
- 2" reflective tape and X-back design help to increase visibility

Length:	Size:
Short	S, M, L, XL, 2XL, 3XL*, 4XL*
Regular	S, M, L, XL, 2XL, 3XL*, 4XL*
Tall	M, L, XL, 2XL, 3XL*, 4XL*

* 1x upcharge
Imported

Model:
6'1" | 32"x34" | L



Hi Vis Class 3 Thermal-Lined Hooded Sweatshirt

HVF021

Shell: 9 oz. 100% polyester fleece

Lining: 5 oz. 60% cotton 40% polyester thermal

**Yellow
(YW)**

HV ANSI CLASS 3

- Large front pockets easily store everyday items and keep hands warm
- Double layered three-piece hood with drawstring plus rib knit cuffs and waistband keep out the cold
- Durable nylon front zipper provides easy on and off
- 2" reflective tape increases visibility
- ANSI/ISEA 107-2020 Type R Class 3 Certified

Length:	Size:
Regular	M, L, XL, 2XL, 3XL*, 4XL*, 5XL**, 6XL**
Tall	M, L, XL, 2XL, 3XL*, 4XL*, 5XL**, 6XL**

* 1x upcharge ** 2x upcharge
Imported

Model:
6'2" | 33"x32" | L





Hi Vis Class 3 Color Block Hooded Sweatshirt

HVF023

Shell: 9 oz. blended fleece

Lining: Medium-weight fleece

Yellow
(YW)

HV ANSI CLASS 3

- Large front pockets easily store everyday items and keep hands warm
- Double layered three-piece hood with drawstring plus rib knit cuffs and waistband keep out the cold
- Durable nylon front zipper provides easy on and off
- 2" reflective tape increases visibility

Length:	Size:
Regular	M, L, XL, 2XL, 3XL*, 4XL*, 5XL**, 6XL**
Tall	L, XL, 2XL, 3XL*, 4XL*

* 1x upcharge
Imported

Model:
6' 0" | 32"x32" | M



Hi Vis Class 2 Performance Short Sleeve Tee

HVK012

Fabric: 4 oz. polyester birdseye mesh

Yellow
(YW)

HV ANSI CLASS 2

- Moisture-wicking technology dries sweat quickly
- Relaxed fit and taped neck seam for comfortable wear
- Left chest pocket for quick storage
- 2" reflective tape increases visibility
- ANSI/ISEA 107-2020 Type R Class 2 Certified

Length:	Size:
Regular	S, M, L, XL, 2XL, 3XL*, 4XL*
Tall	L, XL, 2XL, 3XL*, 4XL*, 5XL**, 6XL**

* 1x upcharge
Imported

Model:
6' 0" | 32"x30" | L

Hi Vis Class 2 Color Blocked Tee

HVK017

Fabric: 4 oz. polyester birdseye mesh

Yellow
(YW)


HV ANSI CLASS 2

- Moisture-wicking technology dries sweat quickly
- Taped neck seam for comfortable wear
- Left chest pocket for quick storage
- 2" reflective segmented tape increases visibility
- ANSI/ISEA 107-2020 Type R Class 2 Certified

Length:	Size:
Regular	M, L, XL, 2XL, 3XL*, 4XL*
Tall	L, XL, 2XL, 3XL*, 4XL*, 5XL**, 6XL**

*1x upcharge **2x upcharge
Imported

Model:
6'1" | 32"x34" | L



Hi Vis Class 3 Performance Long Sleeve Tee

HVK013

Fabric: 4 oz. polyester birdseye mesh

Yellow
(YW)

HV ANSI CLASS 3

- Moisture-wicking technology dries sweat quickly
- Relaxed fit and taped neck seam for comfortable wear
- Left chest pocket for quick storage
- 2" reflective tape increases visibility
- ANSI/ISEA 107-2020 Type R Class 3 Certified

Length:	Size:
Regular	S, M, L, XL, 2XL, 3XL*, 4XL*
Tall	L, XL, 2XL, 3XL*, 4XL*, 5XL**, 6XL**

*1x upcharge **2x upcharge
Imported

Model:
6'1" | 32"x34" | L





Hi Vis Class 3 Color Block Long Sleeve Tee

HVK018

Fabric: 4 oz. polyester birdseye mesh

**Yellow
(YW)**

HV ANSI CLASS 3

- Moisture-wicking technology dries sweat quickly
- Taped neck seam for comfortable wear
- Left chest pocket for quick storage
- 2" reflective segmented tape increases visibility
- ANSI/ISEA 107-2020 Type R Class 3 Certified

Length:	Size:
Regular	M, L, XL, 2XL, 3XL*, 4XL*
Tall	L, XL, 2XL, 3XL*, 4XL*, 5XL**, 6XL**

*1x upcharge **2x upcharge
Imported

Model:
6' 0" | 32"x32" | M

Hi Vis Class 3 Performance Short Sleeve Tee

HVK020

Fabric: 4 oz. polyester birdseye mesh

**Yellow
(YW)**

HV ANSI CLASS 3

- Moisture-wicking technology dries sweat quickly
- Taped neck seam for comfortable wear
- Left chest pocket for quick storage
- 2" reflective stretch tape increases visibility
- ANSI/ISEA 107-2020 Type R Class 3 Certified

Length:	Size:
Regular	M, L, XL, 2XL, 3XL*, 4XL*
Tall	L, XL, 2XL, 3XL*, 4XL*, 5XL**, 6XL**

*1x upcharge **2x upcharge
Imported

Model:
6'1" | 32"x30" | L

Hi Vis Enhanced Vis Performance Short Sleeve Tee

HVK015

Fabric: 4 oz. polyester birdseye mesh


Yellow
(YW)

- Left chest pocket for quick storage
- Relaxed fit and taped neck seam for comfortable wear
- Moisture-wicking technology dries sweat quickly

Length:	Size:
Regular	S, M, L, XL, 2XL, 3XL*, 4XL*
Tall	L, XL, 2XL, 3XL*, 4XL*, 5XL**, 6XL**

* 1x upcharge ** 2x upcharge
Imported

Model:
6'0" | 32"x32" | M



Hi Vis Enhanced Vis Long Sleeve Tee

HVK016

Fabric: 4 oz. polyester birdseye mesh


Yellow
(YW)


- Left chest pocket for quick storage
- Relaxed fit and taped neck seam for comfortable wear
- Moisture-wicking technology dries sweat quickly

Length:	Size:
Regular	S, M, L, XL, 2XL, 3XL*, 4XL*
Tall	L, XL, 2XL, 3XL*, 4XL*, 5XL**, 6XL**

* 1x upcharge ** 2x upcharge
Imported

Model:
6'3" | 36" x 34" | XL





Hi Vis Class 2 Multi-Color Mesh Vest

HVV046

Fabric: 4 oz. polyester mesh

Yellow
(YW)

HV ANSI CLASS 2

- Nylon front zipper offers a secure fit
- Chest pocket easily stores small items
- 2" reflective tape increases visibility
- ANSI/ISEA 107-2020 Type R Class 2 Certified

Length:	Size:
Regular	M, L, XL, 2XL, 3XL*, 4XL*, 5XL**, 6XL**

*1x upcharge **2x upcharge
Imported

Model:
6'0" | 32"x30" | L

Hi Vis Class 2 Economy Mesh Vest

HVV042

Fabric: 4 oz. polyester mesh

Yellow
(YW)

HV ANSI CLASS 2

- Three inside pockets and two outside chest pockets securely store essentials
- 2" reflective tape increases visibility
- ANSI/ISEA 107-2020 Type R Class 2 Certified

Length:	Size:
Regular	M/L, XL/2XL, 3XL*/4XL*

*1x upcharge
Imported

Model:
6'0" | 32"x32" | M

Hi Vis Class 2 Easy-Off Vest

HVV045

Fabric: 4 oz. polyester mesh

Yellow
(YW)

HV ANSI CLASS 2

- Hook/loop closures on shoulders, side seams, and front for easy on and quick removal
- Inside chest pocket with hook/loop closure and outside front pocket with pen slot
- 2" reflective tape increases visibility
- ANSI/ISEA 107-2020 Type R Class 2 Certified

Length:	Size:
Regular	M, L, XL, 2XL, 3XL*, 4XL*, 5XL**, 6XL**

*1x upcharge **2x upcharge
Imported

Model:
6'1" | 32"x30" | L



OUTERWEAR ACCESSORIES BASICS

SAFETY

FLAME RESISTANT CONCEALED CARRY CAMOUFLAGE

FLAME RESISTANT

BERNEFR

FLAME RESISTANT

**BUILT TO LAST.
CERTIFIED FOR WORK.**

NFPA 2112 and 70E SAFETY STANDARDS

NFPA 2112 and 70E are safety standards that help govern the oil and gas markets as well as the electrical utilities markets. An HRC level is determined by the minimum amount of calories per square centimeter (ATPV or Cal/CM2). Five risk levels exist which range from 0 to 4. Level 0 is little to no risk, whereas level 4 is an extreme risk.

HRC 2

Flame resistant clothing with required minimum arc rating 8 cal/cm².

HRC 3

Flame resistant clothing with required minimum arc rating 25 cal/cm².

HRC 4

Flame resistant clothing with required minimum arc rating 40 cal/cm².

ATPV

Arc Thermal Performance Value (ATPV) is the incident energy on a material or multilayer system of material that results in a 50% probability that sufficient heat transfer through the tested specimen is predicted to cause the onset of a 2nd degree burn injury.

EBT

Break-open Threshold Energy (EBT) is the incident energy on a material or multilayer system of material that results in a 50% probability of break-open.

Flame Resistant Duck Bib Overall | Navy
Flame Resistant Zippered Front Hooded Sweatshirt | Navy





Flame Resistant Duck
Bib Overall

FRB05

Shell: 10 oz. 88% cotton 12% nylon flame resistant duck

Lining: Heavyweight modacrylic insulation quilted to 100% cotton flame resistant twill

FR | **HRC 3** | **ATPV 37** | **NFPA 2112**

- High-back design for added warmth
- Two-way flame resistant brass front zipper and adjustable flame resistant bib straps for added safety
- HRC3, ATPV 37, NFPA 2112. Meets the requirements of ASTM F1506, NFPA 70E, NFPA 2112

Black
(BK)

Brown
(BD)

Navy
(ND)

Length:	Size:
Short	M, L, XL, 2XL, 3XL*, 4XL*
Regular	S, M, L, XL, 2XL, 3XL*, 4XL*, 5XL**, 6XL**
Tall	M, L, XL, 2XL, 3XL*, 4XL*

* 1x upcharge ** 2x upcharge
Imported

Model:
6'0" | 32"x32" | M

Flame Resistant Duck Hooded Jacket

FRHJ01

Shell: 10 oz. 88% cotton 12% nylon flame resistant duck

Lining: Heavyweight modacrylic insulation quilted to 100% cotton flame resistant twill

Black
(BK)

Brown
(BD)

Navy
(ND)

FR HRC 3 | ATPV 37 | NFPA 2112

- Deep bi-swing action back allows for increased mobility
- Inside double pocket with flame resistant hook/loop closure and two flame resistant lined front patch pockets easily store essentials
- Meets the requirements of ASTM F1506, NFPA 70E, NFPA 2112

Length:	Size:
Regular	S, M, L, XL, 2XL, 3XL*, 4XL*, 5XL**, 6XL**
Tall	L, XL, 2XL, 3XL*, 4XL*

*1x upcharge **2x upcharge
Imported

Model:
6'1" | 32"x34" | L



Flame Resistant Unlined Coverall

FRC04

Fabric: 7 oz. 88% cotton, 12% nylon flame resistant twill

Grey
(GY)

Khaki
(KH)

Navy
(NV)

FR HRC 2 | ATPV 9.8 | NFPA 2112

- Pleated action back plus four-needle stitched waistband with elastic inserts for extra comfort
- Reinforced bartacks at all stress points hold up to tough jobs
- Meets the requirements of ASTM F1506, NFPA 70E, NFPA 2112

Inseam:	Size:
Short	38, 40, 42, 44, 46, 48, 50, 52, 54, 56*, 58*, 60*, 62*, 66**, 70**
Regular	38, 40, 42, 44, 46, 48, 50, 52, 54, 56*, 58*, 60*, 62*, 66**, 70**
Tall	38, 40, 42, 44, 46, 48, 50, 52, 54, 56*, 58*, 60*, 62*, 66**, 70**
X-Tall	42, 46, 50, 54, 58*, 62*

*1x upcharge **2x upcharge
Imported

Model:
5'11" | 30"x32" | M





Flame Resistant Zippered Front Hooded Sweatshirt

FRSZ06

Fabric: 12 oz. 75% modacrylic 25% cotton flame resistant fleece

Navy
(NV)

FR HRC 2 | EBT 21

- Generous fit allows for comfort and ease of movement
- Three-piece hood with flame resistant drawstring and flame resistant rib-knit storm cuffs keep out the cold
- Double-needle stitched main seams for added strength
- Meets the requirements of ASTM F1506, NFPA 70E

Length:	Size:
Regular	S, M, L, XL, 2XL, 3XL*, 4XL*, 5XL**, 6XL**
Tall	L, XL, 2XL, 3XL*, 4XL*

*1x upcharge **2x upcharge
Imported

Model:
6'0" | 32"x30" | L



Flame Resistant Zippered Front NFPA 2112 Hooded Sweatshirt

FRSZ19

Fabric: 12 oz. 100% cotton flame resistant fleece

Black
(BK)

Navy
(NV)

FR HRC 2 | EBT 23 | NFPA 2112

- Three-piece hood with flame resistant drawstring and flame resistant rib-knit storm cuffs keep out the cold
- Generous fit allows for comfort and ease of movement
- Flame resistant brass front zipper covered by storm flap with concealed hook/loop closure at top
- HRC2, EBT 23, NFPA 2112. Meets the requirements of ASTM F1506, NFPA 70E, NFPA 2112

Length:	Size:
Regular	S, M, L, XL, 2XL, 3XL*, 4XL*, 5XL**, 6XL**
Tall	L, XL, 2XL, 3XL*, 4XL*

*1x upcharge **2x upcharge
Imported

Model:
5'11" | 30"x32" | M

Flame Resistant Denim 5-Pocket Jean

FRP07

Fabric: 14 oz. 100% cotton flame resistant washed denim

Stone Wash Dark
(SWD)

FR **HRC 2** | **ATPV 22** | **NFPA 2112**

- Relaxed fit, straight leg, 5-pocket design for a classic look
- HRC2, ATPV 22, NFPA 2112
- Meets the requirements of ASTM F1506, NFPA 70E, NFPA 2112

Inseam:	Size:
30	30, 32, 34, 36, 38, 40, 42, 44*, 46*, 48*, 50*
32	30, 32, 34, 35, 36, 38, 40, 42, 44*, 46*, 48*, 50*
34	30, 32, 34, 36, 38, 40, 42, 44*, 46*, 48*, 50*
36	34, 36, 38

*1x upcharge
Imported

Model:
6'1" | 32"x34" | L



Flame Resistant Ripstop Cargo Pant

FRP14

Fabric: 7.5 oz. 88% cotton 12% nylon flame resistant ripstop

Navy
(NV)

Putty
(PTY)

FR **HRC 2** | **ATPV 8.5** | **NFPA 2112**

- Relaxed fit and articulated knees add mobility and comfort
- Arc-resistant button front and flame resistant brass fly
- HRC 2, ATPV 8.5, HRC2. Meets the requirements of ASTM F1506, NFPA 70E, NFPA 2112

Inseam:	Size:
30	30, 32, 34, 36, 38, 40, 42, 44*, 46*, 48*, 50*
32	30, 32, 34, 35, 36, 38, 40, 42, 44*, 46*, 48*, 50*
34	30, 32, 34, 36, 38, 40, 42, 44*, 46*, 48*, 50*
36	34, 36

*1x upcharge
Imported

Model:
6'1" | 36" x 34" | L





Flame Resistant Button Down
Long Sleeve Work Shirt
FRSH10

Fabric: 7 oz. 88% cotton, 12% nylon flame resistant twill

FR HRC2 | ATPV 9.8 | NFPA 2112

- Adjustable button cuffs and back yoke provide best fit
- Chest pockets with flaps and button closures, left with pen slot keep small items handy
- Button front for that classic look
- HRC2, ATPV 22, NFPA 2112. Meets the requirements of ASTM F1506, NFPA 70E, NFPA 2112

Khaki
(KH)

Navy
(NV)

Length:	Size:
Regular	S, M, L, XL, 2XL, 3XL*, 4XL*, 5XL**, 6XL**
Tall	L, XL, 2XL, 3XL*, 4XL*

*1x upcharge ** 2x upcharge
Imported

Model:
6'0" | 32"x30" | L

Flame Resistant Button Down Plaid Long Sleeve Work Shirt

FRSH21

Fabric: 7 oz. 100% cotton flame resistant twill




FR HRC 2 | ATPV 10.5 | NFPA 2112

- Button front for that classic look
- Chest pockets with flaps and button closures, left with pen slot keep small items handy
- Adjustable button cuffs and back yoke provide best fit
- HRC2, ATPV 22, NFPA 2112. Meets the requirements of ASTM F1506, NFPA 70E, NFPA 2112

Length:	Size:
Regular	S, M, L, XL, 2XL, 3XL*, 4XL*, 5XL**, 6XL**
Tall	L, XL, 2XL, 3XL*, 4XL*

*1x upcharge ** 2x upcharge
Imported

Model:
6'1" | 32"x30" | L



Flame Resistant Crew Neck Pocket Tee

FRK11

Fabric: 7.8 oz. 100% cotton flame resistant jersey




FR HRC 2 | ATPV 8.9 | NFPA 2112

- Generous sizing and rib-knit collar and cuffs provide comfortable fit
- Side seams help minimize twisting
- Front left chest pocket for that classic look and quick storage
- Meets the requirements of ASTM F1506, NFPA 70E, NFPA 2112
- HRC2, ATPV 8.9, NFPA 2112. (Grey: ATPV 18)

Length:	Size:
Regular	S, M, L, XL, 2XL, 3XL*, 4XL*, 5XL**, 6XL**
Tall	L, XL, 2XL, 3XL*, 4XL*

*1x upcharge ** 2x upcharge
Imported

Model:
6'0" | 32"x32" | M



CONCEALED CARRY

THE WORLD'S FASTEST CONCEALED CARRY WORKWEAR

FAST

The Adder System™ is designed for rapid, uninhibited access to your weapon system. Simply grab the pocket flap of the exterior cargo pocket and pull firmly, straight down to access the concealed carry storage area.

VERSATILE

The versatile concealed carry storage area provides you with the choice of several weapon systems allowing you to select the appropriate level of legal use of force when unavoidable.

SECURE

The Adder System allows the secure use of a holster. The MOLLE Grid allows you to securely attach a holster for your weapons system. This means your weapon is stored in its place right where you need it, when you need it.

Echo One Jacket | Bark
Echo Zero Six Cargo Pant | Putty





Echo One One Jacket

CCWJ01

Shell: 10 oz. 100% cotton sanded duck

Body Lining: Heavyweight insulation quilted to yarn-dyed cotton flannel

Sleeve Lining: Medium-weight insulation quilted to polyester taffeta

- Dual Full Frame Adder System® Pockets for the ultimate cold-weather concealed carry solution and snap side vents for quick on-belt access
- Pleated elbows and action back extend range of motion
- Three inside pockets, two with elastic MOLLE, two insulated snap-close cargo pockets and dual zippered chest pockets for maximum storage capacity to house accessories

Bark
(BB)

Black
(BK)

Forest Camo
(QFC) - New

Length:	Size:
Regular	S, M, L, XL, 2XL, 3XL*, 4XL*, 5XL**, 6XL**, 7XL**, 8XL**
Tall	L, XL, 2XL, 3XL*, 4XL*, 5XL**, 6XL**, 7XL**, 8XL**

*1x upcharge ** 2x upcharge
Imported

Model:
6'1" | 32"x34" | L

Lightweight Echo One One Jacket

CCWJ09

Shell: 10 oz. 100% cotton sanded duck
Lining: Medium-weight insulation quilted to taffeta

**Bark
(BB)**


**Black
(BK)**

- Dual Compact Adder System® Pockets for the ultimate cold-weather concealed carry solution and snap side vents for quick on-belt access
- Pleated elbows and action back extend range of motion
- Extended back for added warmth
- Heavy-duty brass zipper and triple-needle stitched main seams ensure durability
- Three inside pockets, two with elastic MOLLE, two insulated snap-close cargo pockets and dual zippered chest pockets for maximum storage capacity to house accessories

Length:	Size:
Regular	M, L, XL, 2XL, 3XL*, 4XL*
Tall	L, XL, 2XL

* 1x upcharge
 Imported

Model:
 5'11" | 30"x32" | M



Women's Lima One Three Coat

CCWL03

Shell: 10 oz. 100% cotton sanded duck
Body Lining: Medium-weight insulation quilted to yarn-dyed cotton flannel
Sleeve Lining: Medium-weight insulation quilted to polyester taffeta

**Dark Brown
(DBN)**


**Titanium
(TNM)**

- Dual Subcompact Adder System® Pockets for the ultimate cold-weather concealed carry solution and snap side vents for quick on-belt access
- Extended back for extra warmth plus three-piece zip-off hood that adjusts to the weather
- Heavy-duty brass zipper and triple-needle stitched main seams ensure durability
- Three inside pockets, two with elastic MOLLE, two insulated snap-close cargo pockets and dual zippered chest pockets for maximum storage capacity to house accessories

Length:	Size:
Regular	S, M, L, XL, 2XL, 3XL*, 4XL*

* 1x upcharge
 Imported

Model:
 5' 6" | S | 6





Echo Zero Six Cargo Pant CCWP04

Fabric: 6.6 oz. 72% cotton 24% polyester 4% spandex ripstop

**Black
(BK)**

**Putty
(PTY)**

- Dual Subcompact Adder System® Pockets for the ultimate concealed carry solution
- Flex Fit Waistband with MOLLE grid combine comfortable fit with extra storage
- Crotch gusset provides added comfort and mobility
- Ripstop fabric, triple-needle stitched main seams and wide belt loops resist tearing
- Reinforced pockets with deep coin pockets and hip pockets with hook/loop closure for secure storage

Length:	Size:
Short	30, 32, 34, 36, 38, 40, 42, 44*, 46*, 48*
Regular	30, 32, 34, 36, 38, 40, 42, 44*, 46*, 48*
Tall	30, 32, 34, 36, 38, 40, 42, 44*, 46*, 48*

*1x upcharge
Imported

Model:
6'1" | 32"x34" | L



Echo Zero Eight Side-Zip Softshell Jacket CCWS15

Fabric: 8 oz. polyester softshell bonded to microfleece

**Black
(BK)**

- Dual Compact Adder System® Pockets for the ultimate cold-weather concealed carry solution and zippered side vents for quick on-belt access
- Wind resistant yet breathable fabric keeps the elements at bay while allowing for air flow
- Extended back for added warmth
- Two pleated cargo pockets with snap closure and dual zippered chest pockets for maximum storage capacity to house accessories

Length:	Size:
Regular	M, L, XL, 2XL, 3XL*, 4XL*

*1x upcharge
Imported

Model:
6'2" | 33"x32" | L

Echo Zero Eight Softshell Vest CCWV08

Fabric: 8 oz. polyester softshell bonded to micro fleece


**Black
(BK)**

- Dual Compact Adder System® Pockets for the ultimate cold-weather concealed carry solution and snap side vents for quick on-belt access
- Wind resistant, yet breathable fabric keeps the elements at bay while allowing for air flow
- Extended back for added warmth
- Two pleated cargo pockets with snap closure and dual zippered chest pockets for maximum storage capacity to house accessories

Length:	Size:
Regular	S, M, L, XL, 2XL, 3XL*, 4XL*

*1x upcharge
Imported

Model:
6"1" | 32"x30" | L



Echo One Zero Vest CCWV02

Shell: 12 oz. 100% cotton sanded duck

Lining: Heavyweight polyester fleece

**Bark
(BB)**

**Black
(BK)**

**Forest Camo
(QFC) - New**

- Dual Compact Adder System® Pockets for the ultimate cold-weather concealed carry solution and snap side vents for quick on-belt access
- Extended back for added warmth
- Three inside pockets, two with elastic MOLLE, two insulated snap-close cargo pockets and dual zippered chest pockets for maximum storage capacity to house accessories

Length:	Size:
Regular	M, L, XL, 2XL, 3XL*, 4XL*

*1x upcharge
Imported

Model:
6'0" | 32"x32" | M



CAMOUFLAG

**DESIGNED TO TAKE HARD-
WORKING HUNTERS
FROM THE JOB SITE TO THE
TREE STAND.**

150	Bib Overalls
150	Jackets
151	Fleece
152	Unlined Bib Overalls
153	T-Shirts
154	Women's Bib Overalls
154	Women's Jackets
155	Youth

Heritage Duck Hooded Active Jacket | Realtree EDGE®
Heritage Insulated Duck Bib Overall | Realtree EDGE®
Youth Softstone Duck Hooded Jacket | Realtree EDGE®
Youth Softstone Insulated Bib Overall | Realtree EDGE®



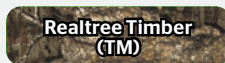


Heritage Insulated Duck Bib Overall

B415

Shell: 10 oz. 100% cotton sanded duck

Lining: Medium-weight insulation quilted to taffeta



- Water-repellent finish and insulated high back keep you warm and dry
- Double inside chest pockets, two swing pockets, two reinforced back pockets - left with brass zipper - side utility pockets and hammer loop all provide sturdy storage
- Triple-needle stitched main seams, reinforced knees and heavy-duty nylon leg hem stand up to the toughest jobs

Length:	Size:
Short	S, M, L, XL, 2XL, 3XL*, 4XL*, 5XL**, 6XL**
Regular	S, M, L, XL, 2XL, 3XL*, 4XL*, 5XL**, 6XL**
Tall	M, L, XL, 2XL, 3XL*, 4XL*, 5XL**, 6XL**

* 1x upcharge ** 2x upcharge
Imported

Model:
6'0" | 32"x32" | M

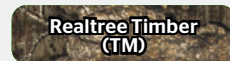
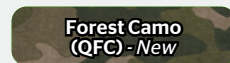
Heritage Duck Hooded Active Jacket

HJ51

Shell: 10 oz. 100% cotton sanded duck

Body Lining: Heavyweight insulation quilted to polyester brushed tricot

Sleeve Lining: Medium-weight insulation quilted to polyester taffeta



- Water-repellent finish, three-piece insulated hood with drawstring, plus knit storm cuffs and waistband, keep you dry and warm
- Pleated elbows and action back extend range of motion
- Three inside pockets, left with zipper closure, and two front patch pockets easily store essentials

Length:	Size:
Regular	S, M, L, XL, 2XL, 3XL*, 4XL*, 5XL**, 6XL**
Tall	M, L, XL, 2XL, 3XL*, 4XL*, 5XL**, 6XL**

* 1x upcharge ** 2x upcharge
Imported

Model:
5'11" | 30"x32" | M

Heartland Washed Duck Hooded Work Coat

HJ626

Shell: 12 oz. 100% cotton sanded duck

Body Lining: Heavyweight sherpa

Sleeve Lining: Medium-weight insulation quilted to polyester taffeta



- Three-piece lined hood with drawstring, hidden knit storm cuffs and extended back for extra warmth
- Pleated elbows and action back, plus snap-close side vents, provide added mobility
- Three inside chest pockets, left with zipper closure and two angled front welt pockets conveniently store items

Length:	Size:
Regular	M, L, XL, 2XL, 3XL*, 4XL*
Tall	L, XL, 2XL, 3XL*, 4XL*, 5XL**, 6XL**

* 1x upcharge ** 2x upcharge
Imported

Model:
6'1" | 32"x34" | L



Heritage Thermal-Lined Full-Zip Hooded Sweatshirt

SZ101

Shell: 9 oz. 60% cotton 40% polyester fleece

Lining: 5 oz. 60% cotton 40% polyester thermal lining



- Double-layered three-piece hood with drawstring, plus rib-knit cuffs and waistband hold onto warmth
- Durable nylon front zipper provides easy on and off
- Oversized front pockets with media pocket conveniently house a phone and other items

Length:	Size:
Regular	S, M, L, XL, 2XL, 3XL*, 4XL*, 5XL**, 6XL**
Tall	M, L, XL, 2XL, 3XL*, 4XL*, 5XL**, 6XL**

* 1x upcharge ** 2x upcharge
Imported

Model:
6'1" | 32"x34" | L





Heritage Hooded Pullover Sweatshirt

SP413

Shell: 9 oz. 60% cotton 40% polyester fleece



- Three-piece hood with drawstring, plus rib-knit cuffs and waistband hold onto warmth
- Reinforced bartacks at stress points hold up to tough tasks
- Kangaroo pocket easily stores everyday items+

Length:	Size:
Regular	M, L, XL, 2XL, 3XL*, 4XL*
Tall	L, XL, 2XL

* 1x upcharge
Imported

Model:
6'1" | 32"x34" | L

Heritage Unlined Duck Bib Overall

B1067

Fabric: 10 oz. 100% cotton sanded duck



- Water-repellent finish to keep you dry no matter the job
- Generously sized with adjustable elasticized bib straps and knee-length zipper for a comfortable fit
- Zippered chest pocket, patch pocket with snap closure, side utility pockets and hammer loop keep tools handy

Length:	Size:
28	32, 34, 36, 38, 40, 42, 44*, 46*
30	32, 34, 36, 38, 40, 42, 44*, 46*
32	30, 32, 34, 36, 38, 40, 42, 44*, 46*, 48*, 50*, 52*, 54*, 56**, 58**, 60**
34	32, 34, 36, 38, 40, 42, 44*, 46*, 48*, 50*
36	32, 34, 36, 38, 40, 42

* 1x upcharge ** 2x upcharge
Imported

Model:
6' 2.5" | 33" x 32" | L

Performance Short Sleeve Pocket Tee

BSM38

Fabric: 4.2 oz. 60% cotton
40% polyester jersey

Forest Camo
(QFC) - New

Realtree Edge®
(EDG)

- Moisture-wicking technology dries sweat quickly
- Stain release keeps this tee looking new
- Performance fit for comfortable wear
- Taped neck seam and tagless neck label prevent chafing
- Chest pocket easily stores small items

Length:	Size:
Regular	S, M, L, XL, 2XL, 3XL*, 4XL*, 5XL**, 6XL**
Tall	L, XL, 2XL, 3XL*, 4XL*, 5XL**, 6XL**

*1x upcharge ** 2x upcharge
Imported

Model:
I I



Performance Long Sleeve Pocket Tee

BSM39

Fabric: 4.2 oz. 60% cotton 40% polyester jersey


Realtree EDGE®
(EDG)

- Moisture-wicking technology dries sweat quickly
- Stain release keeps this tee looking new
- Performance fit, taped neck seam and tagless neck label for comfortable wear

Length:	Size:
Regular	S, M, L, XL, 2XL, 3XL*, 4XL*, 5XL**, 6XL**
Tall	L, XL, 2XL, 3XL*, 4XL*, 5XL**, 6XL**

*1x upcharge ** 2x upcharge
Imported

Model:
6'0" | 32"x32" | M



OUTERWEAR

ACCESSORIES

BASICS

SAFETY

FLAME RESISTANT

CONCEAL CARRY

CAMOUFLAGE



Women's Softstone Duck Insulated Bib Overall

WB515

Shell: 10 oz. 100% cotton sanded duck

Lining: Medium-weight insulation quilted to polyester taffeta



- Adjustable elasticized bib straps and adjustable leg snaps for best fit
- Heavy-duty brass front and leg zippers with snap closure for easy on and off
- Heavy-duty nylon leg hem holds up to tough tasks
- Two large chest pockets with hook/loop closure, double tool pocket, hammer loop and zippered left back pocket store essentials

Length:	Size:
Short	S, M, L, XL, 2XL
Regular	S, M, L, XL, 2XL
Tall	M, L, XL

Imported

Model:
5' 6" | S | 6



Women's Sherpa-Lined Softstone Duck Hooded Jacket

WHJ43

Shell: 10 oz. 100% cotton sanded duck

Body Lining: Heavyweight sherpa

Sleeve Lining: Medium-weight insulation quilted to polyester taffeta



- Three-piece lined hood with drawstring, hidden rib knit storm cuffs, and extended back for added warmth
- Pleated elbows, action back, and snap-close side vents for added mobility
- Heavy-duty brass front zipper and triple-needle stitched main seams hold up to tough tasks
- Three inside pockets, plus two front pockets, easily store essentials

Length:	Size:
Short	S, M, L, XL, 2XL, 3XL*, 4XL*
Regular	M, L, XL

* 1x upcharge
Imported

Model:
5' 4" | M | 8

Youth Softstone Insulated Bib Overall

BB21

Shell: 10 oz. 100% cotton sanded duck

Lining: Heavyweight insulation quilted to polyester taffeta

Forest Camo
(QFC) - New

Realtree Edge®
(EDG)

- Insulated high back for extra warmth
- Four-needle stitching on waistband with full elastic back, adjustable elasticized bib straps and adjustable leg snaps for best fit
- Full-length brass front and leg zippers for easy on and off
- Two chest pockets and side utility pockets easily store that thing you told them to throw away

Length:	Size:
Regular	XS, S, M, L, XL

Imported

Model:
5' 4" | XL | 14-16



Youth Softstone Duck Hooded Jacket

BHJ52

Shell: 10 oz. 100% cotton sanded duck

Body Lining: Heavyweight insulation quilted to brushed tricot

Sleeve Lining: Heavyweight insulation quilted to polyester taffeta

Realtree Edge®
(EDG)


Forest Camo
(QFC)

- Three-piece lined hood with elastic inserts, plus rib-knit cuffs and waistband provide added warmth
- Reinforced bartacks at all stress points, triple-needle stitched main seams and brass front zipper hold up to the day's chores
- Three inside chest pockets and large front pockets for storage

Length:	Size:
Regular	XS, S, M, L, XL

Imported

Model:
5' 4" | XL | 14-16



Men's

Men's Jackets, Coats, Vests, Shirts, Sweatshirts & Coveralls*

	S	M	L	XL	2XL	3XL	4XL	5XL	6XL
Chest	36 - 38	40 - 42	44 - 46	48 - 50	52 - 54	56 - 58	60 - 62	64 - 66	68 - 70

*All Coveralls follow size chart above with the exception of P700, size chart indicated below.

Men's Heritage Short Sleeve Poplin Coverall - P700

	S	M	L	XL	2XL	3XL	4XL	5XL	6XL
Chest	34 - 36	38 - 40	42 - 44	46 - 48	50 - 52	54 - 56	58 - 60	62 - 64	66 - 68

Men's Insulated Bib Overalls

	S	M	L	XL	2XL	3XL	4XL	5XL	6XL
Chest	34 - 36	38 - 40	42 - 44	46 - 48	50 - 52	54 - 56	58 - 60	62 - 64	66 - 68
Waist**	28 - 30	30 - 32	34 - 36	38 - 40	42 - 44	46 - 48	50 - 52	54 - 56	58 - 60

**All Insulated Bib Overall waist sizes are adjusted to wear over clothing.

Bib Inseam

X-Short	Short	Regular	Tall	X-Tall
28	30	32	34	36

Women's

	XS	S	M	L	XL	2XL	3XL	4XL
Size	0 - 2	4 - 6	8 - 10	12 - 14	16 - 18	20 - 22	24 - 26	28 - 30

Youth

Youth


	XS	S	M	L	XL
Size	5 - 6	7 - 8	10 - 12	14 - 16	18 - 20

Toddler & Infant

Infant	12M	18M	24M
Toddler	2T	3T	4T

All measurements are in inches.


Color Swatches



Black BK



Black Heathered BKH




Magnet MAG



Graphite GPH




Tuscan TSN



Charcoal CH




Slate SLA



Titanium TNM



Dark Brown DBN



Bark BB



Driftwood DW



Brown BD / BR / BRN



Moss MGN



Sage SAG



Cedar Green CDG



Olive OD



Green GD / GN



Spruce Green SG



Eucalyptus EU



Jade JAD



Graphite White

GPW



Grey White

GYW



Grey

GY



White

WH



Dark Khaki

DKH




Grey Stone

GSN



Hickory Heather

HH




Putty

PTY



Khaki

KH




Desert

DS




Timber Khaki

TKH



Sand

SD



Light Olive

LOV



Lichen

LCN



Burnt Olive

BOL




Alpine Green

AG



Pine

PN




Shamrock

SHK



Lime

LM




Yellow

YEL / YW


Color Swatches




NEW!

**Dark Teal**

DTL

**Aqua**


AQA

**Scuba Blue**


SCB

**Carolina**

CAR

**Denim**

DN

**Light Denim**

LDN

**Stone Wash Dark**

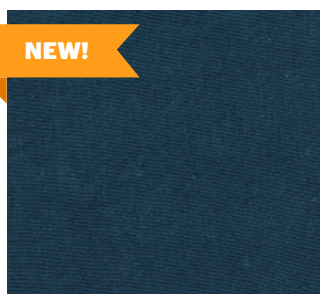
SWD

**Limestone**

LSN

**Royal Blue**

RB

**Midnight Rain**


MDN

**Steel Blue**

SLB

**Lead**


LED

**Plum**

PLM

**Grape**


GP

**Light Magenta**

LMG

**Violet**

VT

**Deep Red**

DR

**Coral**

CRL


**Orange**

OR / ORA

**Gold**

GLD





Plaid Gray A

PGA



Plaid White Black

PWB



Plaid Grey L

PGL



Plaid Grey J

PGJ



Plaid Blue V

PBV



Plaid Blue Q

PBQ



Plaid Blue U

PBU



Plaid Blue J

PBJ



Plaid Moss Navy

PMN



Plaid Green E

PGE



Plaid Slate

PSE



Plaid Red E

PRE



Plaid Cedar Green Cream

PCG



Forest Camo

QFC



Print Animal Grey

QAY



Print Chicken Graphite

QCG



Let's get to work.[®]



Toll Free
800.843.7657

Local
260.622.1500
Fax
260.622.1515

Address
2501 E 850 N
PO Box 530
Ossian, IN 46777

Website
berneapparel.com

Email
orders@berneapparel.com